



**ELLSWORTH COUNTY
4-H FAIR**

4-H is your



to Success



Cover Design created by Hannah Vague, Elkhorn 4-H Club

JULY 19-22, 2021

4-H Table of Contents

Schedule of Events.....	Page 3
Key Committees and Support Staff.....	5
Rules & Regulations.....	6
Committees and Work Times.....	11
Midway-Ellsworth County Cloverbud Program	11
JUDGING CONTESTS	
Judging Contests	12
Herdsmanship Contest.....	13
4-H LIVESTOCK/SMALL ANIMALS	
Livestock Premium Sale	14
Round Robin.....	15
Beef	16
Dairy Cattle & Dairy Goats.....	19
Dog Show	21
Horse & Horsemanship	22
Meat Goats.....	24
Pets	25
Poultry.....	26
Rabbits	27
Sheep	28
Swine	30
4-H FAMILY & CONSUMER SCIENCES	
Clothing.....	31
Fashion Revue.....	33
Fiber Arts.....	34
Foods & Nutrition	35
Food Preservation	38
Home Environment	39
4-H AGRICULTURE/PLANT SCIENCE	
Plant Science	40
4-H MISCELLANEOUS	
Banners, Promotion Booth & Club Cookie Exhibit	42
Energy Management	43
Entomology	43
Forestry	45
Geology.....	46
Notebooks & Project Exhibits	49
Photography.....	50
Shooting Sports.....	51
STEM:	53

(Robots, Rockets, GPS, Architectural Block Construction, Ag Mechanics)	
Visual Arts	62
Wildlife.....	63
Woodworking	64
2020 Thank-You.....	65

4-H Schedule of Events

Saturday, July 17

- 8:30 a.m. 4-H Dog Show
- 10:00 a.m. 4-H Pet Show
- 6:00 p.m. 4-H Horse Show

Sunday, July 18

- 2:00 p.m. Fashion Revue Judging
- 5:00 p.m. Public Style Revue
- 6:30 p.m. Barn/Armory Clean up and Set up

Monday, July 19

- 9:00 a.m. 4-H Visual Arts Judging
4-H Photography Judging
- 1:00 p.m. Open Class Set up – all committees assist
- 6:00 p.m. 4-H livestock may be brought into barns
- 6:00 p.m. -8:00 p.m. Sheep, Meat Goat and Dairy Goat check in and weigh in
- 6:30 p.m. 4-H Poultry Testing
- 7:00-9:00 p.m. Check in Open Class Exhibits

Tuesday, July 20

- 8:00 a.m. 4-H Superintendents check in exhibits- all divisions
- 8:00 – 9:30 a.m. Swine and Beef weigh in and check in
- 8:00 – 9:30 a.m. Check in Open Class Exhibits
- 9:00 a.m. 4-H Foods Judging
- 9:30 a.m. All 4-H exhibits to be in place
(4-H Entomology and Foods exhibits can be brought at time of consultation judging)
- 10:00 a.m. Open Class Judging
- 10:00 a.m. 4-H Plant Science Judging
- 11:00 a.m. 4-H Food Preservation Judging
- Noon 4-H Fiber Arts Judging/Clothing Construction Judging
- 1:00 p.m. 4-H Woodworking, Forestry, Electric, Entomology, Notebooks, Project Exhibits,
Home Environment, Banners, Geology, Rocketry, Architectural Block Construction
Judging
- 1:30 p.m. 4-H Rabbit Show
- 2:00 p.m. 4-H/Open Class Ag Mechanics Judging
- 2:30 p.m. 4-H Poultry Show
- 3:00 – 9:00 p.m. 4-H/Open Class Exhibits on display
- 4:00 p.m. Dairy Goat Show
- 5:00 p.m. – 4-H Food Sale

5:30 p.m. 4-H Sheep, Goats, Shepherd's lead (Following Open Class)
Conclusion 4-H Rocket Launch, Baseball Diamond

Wednesday July, 21

8:00 a.m. 4-H Swine Show
8:00 a.m. -9:00 p.m. 4-H/Open Class Exhibits open to public
5:00 p.m. 4-H Beef Show
10:00 p.m. 4-H Premium Auction information due
11:00 p.m. Barn Curfew

Thursday, July 22

8:00 a.m. – 7:00 p.m. 4-H/Open Class Exhibits open to Public
9:00 a.m. Open Class Tag Along Show
10:00 a.m. Bucket Calf Show
1:00 p.m. 4-H Livestock Judging Contest
1:00 p.m – 3:00 p.m. 4-H Life Skills Judging Contest
5:00 p.m. Community BBQ
5:15 p.m. 4-H Round Robin
7:00 p.m. 4-H Parade of Champions
7:00 p.m. Release of 4-H/Open class exhibits from Armory
8:00 p.m. 4-H Premium Auction
8:00 p.m. Open Class Clean up

Sunday, July 25

4:00 p.m. 4-H Clean up Fairgrounds

 **4-H GROWS HERE**

I pledge my HEAD to clearer thinking;
my HEART to greater loyalty;
my HANDS to larger service;
and my HEALTH to better living for my
club, my community, my country and my
world.

4-H Key Committees and Staff

2021 MIDWAY DISTRICT GOVERNING BOARD

Dan Johnson, Chair

Malinda Cunningham, Vice Chair

Marcia Blundon, Secretary

Mark Sebesta, Treasurer

MEMBERS

Jamie Malone

Jeff Ochampaugh

Gayla Short

Krista Ulrich

2021 ELLSWORTH COUNTY FAIR ASSOCIATION

Brent Goss, President

Heath Ehrlich, Vice President

Michelle Brokes, Secretary

Troy Soukup, Treasurer

MEMBERS

Sarah Dlabal

Sarah Goss

Pamela Hays

Lindsey Huseman

Sharla Huseman

Delane Janssen

Travis Janssen

Trisha Janssen

Katie Kueser

Tammy Kruse

Judy Scritchfield

2021 4-H PDC MEMBERS

Michelle Brokes

Sarah Goss

Stephanie Zamrzla

Katie Kueser

Kristin Haase

2021 ELLSWORTH COUNTY 4-H COUNCIL

Trenton Hays, President

Ashlyn Schwerdtfeger, Vice President

Josie Kueser, Secretary

Shylo Travnichek, Treasurer

MEMBERS

Keilah Bachman

Keziah Bachman

Allan Brokes

Cade Brokes

Abby Dlabal

Kerianne Ehrlich

Mary Ellerman

Lindsey Habiger

Pamela Hays

Katlyn Hlaus

Katie Kueser

Janna Nelson

Tobina Norris

Gayla Short

Monica Short

Leah Womelsdorf

Monica Zier

4-H BARN MASTER-TIM HAYS

Assisted by Allan Brokes

MIDWAY EXTENSION DISTRICT STAFF

Marcia Gier, 4-H Youth Development

Jessica Kootz, Family and Consumer Science Agent

Clinton Laflin, Livestock Production Agent

Craig Dinkel, Crop Production and Horticulture Agent

Karrie Vanwinkle, Program Assistant

Kari Maul, Office Professional

Richelle Twenter, Office Professional

4-H Rules & Regulations

4-H GENERAL RULES

All entries are limited to 4-H boys and girls who are enrolled in 4-H projects in Ellsworth County. 4-H members must be at least seven years of age and not older than 18 as of January 1st of the current year.

4-H members must have been enrolled in a 4-H club project in which they exhibit by May 1, 2021. Exhibits must be the result of 4-H club projects since the last County Fair.

Any items not listed will be left to the discretion of the Agent in conjunction with the Fair Board. Premiums may be withheld on items not listed.

The Midway District Extension Council, the 4-H Council, and the Ellsworth County Fair Association will not be responsible for accidents. All possible care will be taken of exhibits, but the Council will in no way be responsible for any damage or loss sustained.

CODE OF ETHICS: Believing it is in the best interest of all junior exhibitors to maintain a reputation of integrity and to present a wholesome image, The Ellsworth County Fair Association sets for the following regulation: 4-H members are expected to conduct themselves according to the highest standards of their organization. All participants are expected to act in a professional manner showing respect to judges, other exhibitors, staff and the public. Inappropriate conduct (drinking, stealing, vandalism and indiscreet behavior) WILL NOT BE TOLERATED. Any violation of this rule will be grounds for disqualifying the exhibitor and/or livestock involved and any premium money earned will be forfeited.

ALL reference to age means as of January 1st of the current year.

Maximum age for exhibitors is eighteen (18) years old on January 1st.

Junior Division (unless otherwise stated):

4-H members 7, 8 and 9 years old on January 1st

Intermediate Division (unless otherwise stated):

4-H members 10, 11, 12 and 13 years old on January 1st

Senior Division (unless otherwise stated):

4-H members 14 years old or older on January 1st. Past champions are eligible.

Pre-entry is required for all Divisions. ALL Pre-entry must be completed online via Ellsworth County Fair. Any entry turned in late will be assessed a late fee per entry AND the fee must be paid at the entry time. Late entries will be assessed as follows:

4-H Rules & Regulations

<i>Before July 10: No Fee</i>	<i>July 11-Day before fair starts: \$10</i>	<i>Day fair starts-Day fair ends: \$25</i>
-----------------------------------	---	--

This is in place for all areas except for Fashion Revue, no late entries will be accepted for Fashion Revue. Exception to the Late Fee Penalty is if the 4-H member changes classes within a certain division for which they were already entered.

Intent To Sell Cards must be turned into the Fair Office by 10:00 p.m., Wednesday, July 21, 2021, if you intend to sell an item in the auction. All animals to be sold must meet minimum final weight requirements. Any 4-H'er selling livestock at the Ellsworth County Fair will have completed Youth Quality Care of Animals annual certification by July 1st of the Current year via Midway District Extension Office on-site classes or online. This includes beef, sheep, goats, swine, rabbits, and poultry. If a certification is number is not on file prior to July 1 of the current year, exhibitors will not be able to participate in the Livestock Sale.

Entry Cards

Entry cards may be picked up at the Ellsworth Armory on Monday, 8:00 a.m. to 2:00 p.m. and again on Tuesday from 8:00 a.m. to 10:00 a.m.

Entry cards must be attached to all exhibits in the Ellsworth Armory. There will not be any entry cards for livestock, horse, dog, poultry, rabbits and pet exhibits. Exhibitor should not make comments on the exhibit card about their project.

Ribbons and Judging

Projects will be judged using the Danish System which is a method of evaluation where a 4-H exhibit or process is evaluated against a set of standards, and recognition is awarded on the degree to which the standard has been met by each 4-H member. The standards of excellence are often printed on a judge's scorecard, and allows for the 4-H exhibit to be judged on one's own merit, and not in comparison with others in the class.

The following ribbons apply:

- WHITE: Fair, much improvement needed. Fails to meet minimum standards.
- RED: Good, some improvements needed. Meets minimum standards.
- BLUE: Excellent, minor improvements needed. Exceeds minimum standards.
- PURPLE: Superior, outstanding on all standards.

One ribbon placing will be docked if all project requirements are not met.

4-H Rules & Regulations

Champion and Reserve Champion ribbons will be awarded to each project as long as all qualifications are met and the judge feels the quality to receive such a ribbon is exhibited. For breeding livestock, breed Champions will be designated.

Only champions or class winners are eligible for Overall Grand Champion. If the division only has one entry or one champion the judge will determine if the exhibit is worth Overall Grand Champion. After the selection of the Overall Grand Champion, the Reserve Champion or 2nd place winner in that division or class will compete for Overall Reserve Champion **with the exception of the Horse Project (see specific rules for Horse Showmanship Grand and Reserve Champion selection)**. No red ribbons will be considered for Overall Grand Champion. **All purple winners are eligible for State Fair if members and exhibits meet the State Fair guidelines.**

Only exhibits designated by the judge are eligible for the State Fair except all Blue ribbon livestock which are eligible with Extension Agent approval. 4-H members must meet age requirements to exhibit at State Fair.

Classes marked with an asterisk () are NOT eligible for Kansas State Fair Competition. Cloverbuds have their own Division - See page 11.*

Protests and Grievances

Protests or grievances regarding fair operations or qualifications of eligibility of any competing person, animal, or object submitted for competition and showing in any class or event must be submitted in writing, signed, and accompanied by a \$50 deposit. The deposit is forfeited if the protest is overruled. The hearing committee will consist of Ellsworth County Fair Association Executive Board, Extension Agent and relevant Division superintendents. When the protest is either allowed or denied, the course of action shall be entered in writing and filed with the Association Secretary. The Ellsworth County Fair Association may waive above rules if, in their opinion, it is warranted.

Parents are encouraged to observe in the Conference Judging with the 4-H member. However, the parents are NOT to converse with the judge until the judging of their child's project is complete.

4-H Rules & Regulations

4-H General Livestock Rules

Only those animals exhibited at the County Fair will be eligible for the Premium Sale.

Any animal deemed “wild” will not be allowed to show. This will be determined by the Division Superintendent, Extension Agent, and Fair Board Chair.

All Exhibitors will be provided wood shavings for bedding in pens. Hosing of pens (for cleaning, watering or washing) will NOT be permitted. All washing of animals must occur in designated wash areas. Automatic waterers and misters will NOT be permitted. Fans will be provided in the area. Manure is to be removed and disposed of in the provided areas.

Stall space, at the barn, will be assigned by the Beef, Dairy, Sheep, and Swine Committee.

All sick animals will be barred from the Fair. No health requirements other than those listed under Special Rules in each Division, except in the event of a sudden disease outbreak in the county.

There is no minimum weight to show any livestock animal! There are sale minimum weights (see page 14).

All 4-H members participating in the Livestock Premium Sale MUST have a YQCA certification number on file at the extension office prior to July 1 of the current year.

All animal exhibitors are eligible to enter the Showmanship Contest and will be **entered automatically**. Animals used in Showmanship must be entered in a regular 4-H Livestock class, with the exception of horse. Judging will be 50% on Fitting of the Animal and 50% on Presentation to and Consultation with the Judge.

If the showmanship Champion doesn't show in the Round Robin, then the showmanship Reserve Champion is eligible. They must notify the Extension Office of their intent by 10:00 am on Thursday, July 22.

Animals must be in stalls or pens except when showing, washing, or feeding. Beef exhibits must be tied out in the designated area at night.

Each exhibitor is responsible for the care and appearance of their animals and must furnish their own feed and equipment.

4-H Rules & Regulations

Exhibitors must show their own animals except with permission from the Division Chairperson. The substitute show person must be an Ellsworth County 4-H member.

Showmanship Classes 4-H member must show their own animal.

Stall cards will be available for pickup at the Fair office.

Ear tags will not be released from the Extension Office.

Kansas 4-H eID ear tags will be required for all livestock animals, except for registered breeding stock. When animals lose their ear tag, they will be re-tagged by an Extension Agent and paperwork verifying the animal's new tag number will be sent to the State 4-H Office.

Exhibits shall reflect the care and concern that Kansans have for livestock, poultry, and companion animals. Animals experiencing illness, injury, or discomfort should be properly treated. Professional veterinary services will be available as needed. An animal may be removed in an emergency situation at the discretion of the veterinarian and/or division chair and/or extension agent.

BARN SLEEPOVER RULES, *Wednesday, July 21*

1. All youth must have an animal at the barn in order to stay.
2. 4-H requires at least 1 adult sponsor for each 5 kids staying at the barn.
Chaperones MUST be a 4-H registered volunteer who is 18 or older.
3. Curfew will be set at 11:00 p.m. unless returning with parents. This curfew applies to both youth and sponsors.
4. No Alcohol! Violators will lose ribbon money.
5. It is the right of sponsors to call parents if a child is unruly.
6. A consent form must be signed and returned to the Extension Office by **July 1st before youth will be allowed to stay; NO EXCEPTIONS.**
7. 4-H members without animals in the barn and Non-4-H members must be out of the barn by 11:00 p.m.

4-H Committees and Work Times

FOOD SALE, Tuesday, July 20 @ 5:00 p.m. Diane Krupp-Chair

One member from each club is required to work the sale table.

CLUB CLEAN UP DUTIES

TRYING TOMMIES	TRASH CANS IN BARN AREA
ASH CREEK	BLEACHERS/SHOW ARENA
WILSON WINNERS	TRASH IN ARMORY
ELKHORN	TRASH NEAR CAMPERS
COUNTY LINERS	BATHROOMS

ARMORY DOOR MONITORS, Thursday, July 22

County Liners 9 a.m. – 10:30 a.m.

Elkhorn 10:30 a.m. - 12 p.m.

Trying Tommies 12 p.m. – 1:30 p.m.

Wilson Winners 1:30 p.m. – 3 p.m.

Ash Creek 3 p.m. – 5 p.m.

Midway-Ellsworth 4-H Cloverbud Program

This program is set up for youth ages 5-6 to join in 4-H activities before officially becoming a member.

Cloverbuds will be allowed to exhibit a maximum of four fair entries.

The program is strictly non-competitive. All county fair exhibits will be conference judged with each Cloverbud participant receiving a participation ribbon. No premiums will be paid.

No project items can be sold at the auction.

Cloverbuds may participate in the barn sleepover, but must have a parent serving as their chaperone. Cloverbuds will follow all other barn sleepover rules.

4-H JUDGING CONTESTS

4-H Judging Contests

4-H LIVESTOCK JUDGING CONTEST, Thursday, July 22 at 1 p.m.

COMMITTEE

Brent Goss*

Karl Dawn Hobbs-Stover

1. Arrive at fairgrounds and sign-in before 12:45 p.m.
2. Open to all current 4-H members.
3. Contestants will judge four classes of livestock.
4. Livestock classes may include: beef cattle, sheep, hogs or goats. Classes will consist of either breeding or market livestock. Data may be included on a breeding class.
5. Age divisions as of January 1st:
Senior: 14-19 years old (one set of reasons and one set of questions)
Intermediate: 10-13 years old (one set of reasons)
Junior: 9 years old and under (one set of questions)
6. An official will put official placings and cuts on classes. Reasons will be taken by either the official or contest supervisors.
7. Awards will be given in each age division. Cash prize to the top individual giving reasons in the senior and intermediate age divisions.

LIFE SKILLS JUDGING CONTEST, Thursday, July 22 at 1:00 p.m.

1. Sign in anytime before, during, or after livestock judging.
2. Open to all current 4-H members
3. Contestants will judge a variety of life skills.
4. Classes may include: foods, nutrition, presentation, leadership, etc.
5. Age divisions as of January 1st:
Senior: 14-19 years old
Intermediate: 10-13 years old
Junior: 7-9 years old
6. Awards will be given in each age division.

4-H Herdsmanship Contest

1. Each club with 4-H members enrolled in livestock projects will compete for herdsmanship.
2. Judges will be chosen to score herdsmanship.
3. Consideration will be given to the general appearance, sanitation, neatness, and club's name above exhibits.
4. 4-H members are to do the herdsmanship. 4-H leaders and parents cannot help on herdsmanship during the fair.
5. Judging will be on the following basis:
 - A. Cleanliness: Alley, Stalls, Pens, Tie Outs **50 pts.**
 - i. Bedding adequate, bright, dry, clean and in place
 - ii. Manure hauled out, deposited in designated place
 - iii. Alleys kept clean, free of bedding
 - B. Appearance of Animals **25 pts.**
 - i. Animals clean and brushed
 - ii. Animals securely tied or penned (beef and dairy with 18-20" of lead)
 - iii. Animals in stalls or pens between 9:00 a.m. and 9:00 p.m. except when showing or washing
 - C. Arrangement of Exhibit **25 pts.**
 - i. Exhibits lined up in attractive manner
 - ii. Big, objectionable boxes out of way
 - iii. Hay and bedding neat and orderly
 - iv. Feed boxes and gear neat and orderly
 - v. Stall cards:
 1. Ear tag on card
 2. Readable from alley
 3. Neatly arranged
 4. Clean and complete
 - vi. Attendants
 1. Courtesy of attendants and others in area
 2. Presence of one club exhibitor (during rush hours)
6. Attendants neat and clean.
7. The show ring is for show purposes only. Any exhibitor feeding or grooming in these areas will be scored down.
8. A herdsman Trophy will be awarded to the 4-H Club whose animal exhibit area is judged the best in neatness and appearance.

4-H LIVESTOCK /SMALL ANIMALS

4-H Livestock Premium Sale

LIVESTOCK PREMIUM SALE

*****THE ELLSWORTH COUNTY FAIR ASSOCIATION (ECFA) MANAGES THE LIVESTOCK PREMIUM SALE.**

Special Rules:

INTENT TO SELL CARDS MUST BE TURNED INTO THE FAIR OFFICE by 10:00 p.m., Wednesday, July 21, 2021, if you intend to sell an item in the auction.

1. Show order will be Grand Champion, Reserve Champion, blue ribbon by drawing, and red ribbon by drawing.
2. Only one item may be sold at the public auction, including food, food preservation, horticulture, poultry, rabbit, hog, market beef, market goat or lamb.
3. Only animals designated by the committee will be sold.
4. Each club may sell one promotional item. (ex: basket, cookie jar, photo)
5. Any 4-H'er selling livestock at the Ellsworth County Fair will have completed Youth Quality Care of Animals annual certification by July 1st of the current year via Midway District Extension Office on-site classes or online. This includes beef, sheep, goats, swine, rabbits, and poultry. If a certification is not on file prior to July 1 of the current year, exhibitors will not be able to participate in the Livestock Sale.
6. Selling weight of **ALL** market beef will be the entry weight less 3% shrinkage.
7. Hogs and sheep will be weighed the first day of the fair. Selling weight of sheep and swine will be entry weight less 2% shrinkage.
8. To be sold:
 - market lamb-minimum of **90** pounds final weight.
 - market pig-minimum of **190** pounds final weight.
 - steer-minimum of **1000** pounds final weight.
 - 2nd year bucket calf-minimum of **800** pounds final weight.
 - meat goats-minimum of **60** pounds final weight.
9. Dairy animals are not eligible for the Livestock Premium Auction as they are not market animals.
10. The ECFA Sale Committee has final decision on methods of obtaining and awarding the floor bid, establishing the sale order, securing the auctioneer, ring man and clerks.
11. **Exhibitors must be present in order to sell in the premium auction.**

4-H Livestock Premium Sale

12. **Animals sold through the sale are ineligible for other 4-H competitions. All 4-H'ers who wish to take their animals to the State Fair or other later shows are not allowed to put the animal through this sale.**
13. There will be a 2% commission taken on all items sold through the premium sale. This will be figured on sale amount and any dollars added to each seller after the auction.
14. Late entries for the auction will be accepted until 10 a.m. on Thursday, July 22 with a required late fee of \$20.
15. Buyer ribbons will be available at the Extension Office for sellers to pick up and provide to their purchasers with a Thank You note.

4-H Round Robin

ROUND ROBIN COMMITTEE

Karl Dawn Stover*

Amanda Janzen

Special Rules:

1. Horse, dairy, meat goats, beef, sheep and swine are invited to compete in Round Robin.
2. The Grand Champion Showman of each species is eligible to show for the overall showman.
3. If for any reason, the Grand Champion from any species cannot or wishes not to show for the overall showman, the Reserve Grand Champion from that species will take his/her place.
4. In the event that a showman is selected as Grand Champion from multiple species, the individual has the right to choose which species they will represent in the Round Robin. The Reserve Grand Champion from the species not chosen by the individual will be eligible to participate in the Round Robin.
5. An informational contestant meeting will be held prior to the start of the Round Robin.
6. Contestants will be given a back tag/number to wear as a means of identification throughout the competition.
7. Species will be shown in a random order determined by draw.
8. Prior to the start of the Round Robin, one species will be drawn at random and placed in a sealed envelope. The envelope will be opened in the event of a tie where the placing of the species inside the envelope will determine the Grand and Reserve Grand Champion overall showman.
9. Adult Superintendents from each species will select animals to be used for the Round Robin. Selected animals do not have to be fit prior to the Round Robin, but should be free of any sawdust, manure, etc. before entering the

4-H Round Robin

arena. Selected animals will come show ready with leads, halters, show sticks, etc.

10. The champion showman from each species will show their own animal. The remaining animals will be numbered. Each contestant will draw a number at random to select an animal to show. The judge has full discretion once the class starts and may ask contestants to switch animals if necessary.
11. Any substitution of animals for the competition due to any reason will be made at the discretion of the species superintendent and the at large fair board members.
12. Youth will compete in one age division.
13. Each species will show one at a time with all contestants and animals in that species in the ring at the same time. If too few animals of a given species exist, the exhibitors will show the selected animals in waves.
14. The judge will rank the contestants within each species. The contestant with the lowest combined ranking will be the Grand Champion.

Division A – 4-H Beef

BEEF COMMITTEE

Delane Janssen*	Travis Janssen*	Allan Brokes
Cade Brokes	Lane Brokes	Clayton Huseman
Tucker Huseman	Case Janssen	Pate Janssen
Wade Janssen	Meriah Modrow	Garrett Short
Monica Short		

Special Rules:

Intent To Sell cards must be turned into the Fair Office by 10:00 p.m., Wednesday, July 21, 2021, if you intend to sell an item in the auction.

1. See Livestock General Rules.
2. There is no minimum weight to show any livestock animal. See class rules for minimum weights to sell in the premium auction.
3. If necessary, steers will be divided by weights within the breed.
4. Sick animals will be barred from the show.
5. A cow/calf pair cannot be split into separate classes. They must either show together or separate NOT both.
6. All market beef and commercial heifers must be in the possession of the 4-H member by Beef Weigh-In date (typically early March) of the current Year.
7. Registered heifer Registration papers must show possession by June 15.
8. Registered heifers must have a copy of registration papers on file at the Extension Office by July 1.
9. An exhibitor may show a maximum of six head total (can be any combination of market steers and breeding heifers).

Division A – 4-H Beef

10. 4-H members exhibiting a first year bucket calf cannot enter in any other bovine class with the exception of 2nd year bucket calf. A 4-H member ONLY entering a second-year bucket calf may enter other bovine classes.
11. All water troughs, tubs, containers, etc. will not be allowed in the tie area of all beef animals, including bucket calves.
12. Exhibits shall reflect the care and concern that Kansans have for livestock, poultry, and companion animals. Animals experiencing illness, injury, or discomfort should be properly treated. Professional veterinary services will be available as needed. An animal may be removed in an emergency situation at the discretion of the veterinarian and/or division chair and/or extension agent.

Bucket Calf Project

Special Rules:

1. Calves must have been weaned prior to the fair.
2. Each calf must be broke to lead.
3. Judging will be based on: 50% Consultation with Fair Judge; 25% Showmanship; 25% Animal Confirmation.
4. Calves must stay at the fair until all exhibits are released.
5. Bucket calves should be properly groomed.
6. Calves must be born between January 1st and weigh-in of the current year.
7. Bucket calves weigh-in at small animal weigh in or a tagging request needs to be turned in to the extension office by the deadline.

1015 Bucket Calf 4-H members 7-9 years old by January 1st

1016 Bucket Calf 4-H members 10-12 years old by January 1st

Second Year Bucket Calf

Special Rules:

1. Open to all 4-H members that participated in the bucket calf project the previous year.
2. Second year bucket calf must have been owned by 4-H member/family and must have been exhibited as a “4-H” exhibit prior to being exhibited as a second year bucket calf.
3. There will be two divisions: Market Animal and Breeding Heifer with a champion in each division.
4. No minimum weight for an animal to be shown. However, there is an **800** pound minimum final weight limit for the sale.
5. Placing will be based on 50% knowledge of the project and 50% physical appearance and showmanship.

1017 Market 2nd Yr Bucket Calf 2nd Year Bucket Calf (Market)

1018 Breeding 2nd Yr Bucket Calf 2nd Year Bucket Calf (Breeding)

Division A – 4-H Beef

Breeding Beef:

Special Rules:

1. Registered Heifers show according to breed.
2. Breeds will be shown in alphabetical order with commercial being shown last.
3. Only Breed Champions & Reserve Champions will be able to compete for overall Supreme & Reserve Supreme Breeding Beef.

1003 Senior Heifer Calves Senior Heifer calves dropped between Sept. 1 and Dec. 31 of previous year.

1002 Summer Yearling Heifers Summer Yearling Heifers dropped between May 1 and Aug. 31 of previous year.

1001 Junior Yearling Heifers Junior Yearling Heifers dropped between Jan. 1 and April 30 of previous year

1004 Breeding Females Females dropped before January 1 of previous year

1005 Cow-Calf Pair Cow-Calf pair

Market Steers & Heifers

Weight classes are determined at weigh-in by Division Chair and Committee.

Special Rules:

1. No minimum weight for an animal to be shown. However, there is a **1000** pound minimum final weight limit for the sale.
2. Champion and Reserve Champion will be designated for each weight division.
3. Any steer/heifer receiving a white ribbon cannot be sold at the auction.

1006 Market Beef-Steer Market Steer

1007 Market Beef-Heifer Market Heifer

Beef Showmanship

Special Rules:

1. Bucket calves will not be allowed to compete in showmanship contests.

Senior Beef Showmanship (14 yrs. and up)

Intermediate Beef Showmanship (10-13 yrs.)

Junior Beef Showmanship (7-9 yrs.)

1014 Beef Rate of Gain Contest

The only requirement to participate in this contest is to have your market animal officially weighed and ear tagged at official weigh-in date and exhibit him at the county 4-H Fair. **The final weight of the steer will be the entry weight at the Fair minus 2% shrinkage.** To be entered into the contest, you must attend Spring Beef weigh in.

Division B – 4-H Dairy Cattle & Dairy Goats

DAIRY CATTLE AND DAIRY GOATS COMMITTEE

Heather Vaughn-Meier*

Kendall Meier

Kirsten Meier

Mikhail Meier

Skyler Vaughn-Meier

Dairy Cattle Special Rules:

1. See General Livestock Rules.
2. An exhibitor is limited to a total of six entries.
3. Cows in lactation may be taken home after the Dairy Show.
4. Exhibitors must own and have in their possession the animals by May 1st of the current year.
 - A. Holstein
 - B. Jersey
 - C. Milking Shorthorn
 - D. All Other Breeds
5. Registered animals - registration papers must show possession by June 15. Registered animals must have a copy of registration papers on file at the Extension Office by July 1.

Dairy Cattle

1096 Heifer Heifer calves dropped after September 1, of previous year.

1097 Yearling Heifer Yearling heifers dropped between September 1 of two year previous and previous year.

1098 Heifer/Cow Heifers or cows dropped before August 31st of two years previous

1099 Cow/Calf Cow/Calf pair

Dairy Cattle Showmanship

Senior Dairy Cattle Showmanship (14 yrs. and up)

Intermediate Dairy Cattle Showmanship (10-13 yrs.)

Junior Dairy Cattle Showmanship (7-9 yrs.)

Dairy Goat Special Rules:

1. Entries will be placed in classes by age with the day of judging being the base date.
2. No health certificate is required. Animals must be free of abscesses and otherwise healthy. All goats are subject to inspection by a veterinarian.
3. An exhibitor is limited to a total of six entries. Only does are allowed to show.
4. All goats must be owned by, in possession of the exhibitor, and tagged by May 1st of the current year.
5. Registered animals - registration papers must show possession by June 15. Registered animals must have a copy of registration papers on file at the Extension Office by July 1.

Division B – 4-H Dairy Cattle & Dairy Goats

6. Dairy goats do not participate in the Livestock Premium auction as they are not market animals.
7. Exhibits shall reflect the care and concern that Kansans have for livestock, poultry, and companion animals. Animals experiencing illness, injury, or discomfort should be properly treated. Professional veterinary services will be available as needed. An animal may be removed in an emergency situation at the discretion of the veterinarian and/or division chair and/or extension agent.

Dairy Goats

- 2191 Junior Doe** Doeling up to four months of age.
2192 Junior Doe Doeling four thru seven months of age.
2193 Junior Doe Doe eight thru 11 months of age.
2194 Dry Doe Doe 12 months and under 24 months.
2195 Milking Doe Doe under 24 months of age
(any age in milk or previously freshened)
2196 Senior Doe Doe 24 months and older
(any age in milk or previously freshened)

Dairy Goats Showmanship

Dairy Goat Showmanship Dairy Goats Showmanship (all ages)

Division C – 4-H Dog Show

DOG SHOW COMMITTEE

Julie Nienke*
Kelly Thielen

Teagon Nienke

Anna Thielen

Special Rules:

1. Dogs are to be brought to the Ellsworth Armory for the show only.
2. Proof of current rabies, DHL and parvo vaccination signed by a licensed veterinarian must be presented to the Superintendent before the show to be able to compete.
3. Any abuse of dogs on grounds or in the ring will result in disqualification.
4. No dog in season will be allowed to show in either Showmanship or Obedience.
5. Choke chain, soft training collar, and leather web leads are to be used for Obedience.
6. Once a 4-H member scores 170 points or greater with the same dog under two different judges, the member must advance to the next obedience level at the start of the next 4-H year. At any time that the leader, parent and member

Division C – 4-H Dog Show

- agree that the 4-H member and dog are ready to move to the next level, they may, but once that is done, they cannot regress back to a lower level.
7. Any dog fouling the ring will be an automatic white ribbon.
 8. Baiting dogs is not allowed.
 9. Arm bands will be issued at check-in prior to the show and will be worn on the left arm of the exhibitor.
 10. 4-H members 9 years and older, who have met county qualifications with a qualifying score of at least 170 points for Obedience, or State Fair blue in Showmanship can compete in the State Fair 4-H Dog Show.
 11. Dogs participating in all dog classes cannot be entered in the Pets Division.
 12. Exhibits shall reflect the care and concern that Kansans have for livestock, poultry, and companion animals. Animals experiencing illness, injury, or discomfort should be properly treated. Professional veterinary services will be available as needed. An animal may be removed in an emergency situation at the discretion of the veterinarian and/or division chair and/or extension agent.

Dog Obedience

3610A Pre Novice A - Obedience: For handler's first year or dog's first year.

3610B Pre Novice B - Obedience: For experienced 4-H members and experienced dog. Experienced means the 4-H member has shown a dog, or the dog has been shown previously.

3610 Novice: For 4-H members with a dog qualified in Pre Novice A or B

3615 Graduate Novice: For 4-H members who have qualified in Novice the previous year.

3620 Open A - Obedience: For 4-H members with a dog qualified in Graduate Novice.

3625 Open B - Obedience: For 4-H members with a dog that qualified in Open A.

Dog Showmanship

3600A Junior Dog Showmanship (7-8 years old – not eligible for KSF)

3600 Junior Dog Showmanship (9-11 years old)

3602 Intermediate Dog Showmanship (12-14 years old)

3605 Senior Dog Showmanship (15 years and older)

Division D – 4-H Horse & Horsemanship

HORSE & HORSEMANSHIP COMMITTEE

Abby Janssen*

Jeanette Donley- Project Leader

Karli Haase

Kristin Haase

Nicole Haase

Clayton Huseman

Tucker Huseman

Horse Showmanship

Special Rules

1. See General Livestock Rules.
2. Horses that are injured or lame cannot be shown.
3. Horses will be brought in only the day of the judging.
4. The age of the colt is determined as of January 1st in the year it is born.
5. Stallions may be exhibited only in the weanling halter classes.
6. All horses entered in the fair must have a “4-H Horse Identification Certificate” completed and in the County Extension Office by May 1st of current year.
7. Age divisions can be found in the General Rules. Novice is an inexperienced rider with less than one year enrolled in the horse project.
8. All Kansas 4-H Horse Show Rule Book rules apply.
9. Grand Champion and Reserve Champion will be selected by a process determined by the Horse Showmanship Judge. This may include utilization of a new pattern and all eligible participants evaluated together.
10. Exhibits shall reflect the care and concern that Kansans have for livestock, poultry, and companion animals. Animals experiencing illness, injury, or discomfort should be properly treated. Professional veterinary services will be available as needed. An animal may be removed in an emergency situation at the discretion of the veterinarian and/or division chair and/or extension agent.

Senior Horse Showmanship (14 yrs. and up)

Intermediate Horse Showmanship (10-13 yrs.)

Junior Horse Showmanship (7-9 yrs.)

3016 Halter Classes

Halter classes will be held according to age and sex. Exhibitors must indicate this information on entry card.

Filly Filly (Weanling)

Filly Filly (Yearling)

Filly or Mare Filly or Mare (2 year old)

Filly or Mare Filly or Mare (3 year old)

Filly or Mare Filly or Mare (4 year old & older)

Gelding Gelding (Weanling)

Gelding Gelding (Yearling)

Division D – 4-H Horse & Horsemanship

Gelding	Gelding (2 year old)
Gelding	Gelding (3 year old)
Gelding	Gelding (4 year old & older)
Stallion	Stallion (Weanling)

3018 English Division

English	4-H English Pleasure, Sr. Division (horse judged)
English	4-H English Pleasure, Int. Division (horse judged)
English	4-H English Pleasure, Jr. Division (horse judged)
English	4-H English Pleasure, Novice Division (horse judged)
English	4-H English Equitation, Sr. Division (rider judged)
English	4-H English Equitation, Int. Division (rider judged)
English	4-H English Equitation, Jr. Division (rider judged)
English	4-H English Equitation, Novice Division (rider judged)

3017 Western Division

Western	4-H Western Horsemanship, Sr. Division (rider judged)
Western	4-H Western Horsemanship, Int. Division (rider judged)
Western	4-H Western Horsemanship, Jr. Division (rider judged)
Western	4-H Western Horsemanship, Novice Division (rider judged)
Western	4-H Pleasure, Sr. Division (horse judged)
Western	4-H Pleasure, Int. Division (horse judged)
Western	4-H Pleasure, Jr. Division (horse judged)
Western	4-H Pleasure, (two handed, 2 year old snaffle bit)
Western	4-H Pleasure, Novice Division (horse judged)
Western	4-H Pleasure Pairs
Western	4-H Working Ranch, Sr. Division
Western	4-H Working Ranch, Int. Division
Western	4-H Working Ranch, Jr. Division
Western	4-H Working Ranch, Novice Division
Western	4-H Reining Sr. Division
Western	4-H Reining, Int. Division
Western	4-H Reining, Jr. Division
Western	4-H Reining, Novice Division
Western	4-H Trail Class
Western	4-H Trail Class, Novice Division

Timed Events

3037 Timed – Pole Bending	Pole Bending, Sr. Division
3037 Timed – Pole Bending	Pole Bending, Int. Division
3037 Timed – Pole Bending	Pole Bending, Jr. Division
3038 Timed – Barrel Racing	Barrel Racing, Sr. Division
3038 Timed – Barrel Racing	Barrel Racing, Int. Division

Division D – 4-H Horse & Horsemanship

3038 Timed – Barrel Racing Barrel Racing, Jr. Division

3039 Timed – Flag Racing Flag Racing, Sr. Division

3039 Timed – Flag Racing Flag Racing, Int. Division

3039 Timed – Flag Racing Flag Racing, Jr. Division

Division E – 4-H Meat Goats

MEAT GOATS COMMITTEE

Sarah Goss*

Noah Goss

Monica Short

Layne Vaughn-Meier

Special Rules:

Intent To Sell cards must be turned into the Fair Office by 10:00 p.m.

Wednesday, July 21, 2021, if you intend to sell an item in the auction.

1. See General Livestock Rules.
2. There is no minimum weight to show any livestock animal. Animal must weigh a minimum of **60** pounds final weight in order to sell and can be any breed or combination of goat breeds. No maximum weight.
3. Identification: All meat goats must be tagged with an official 4-H tag. This must be done at weigh in or by submitting a tagging request to the extension office by the deadline.
4. Bracing: Goats must be shown with all four feet on the ground. Exhibitors may use a collar, a collar with a short lead, or a halter when showing. Medium (3mm or smaller) pinch collars will be allowed.
5. Teeth: All wethers must have baby teeth in place with no visible signs of permanent teeth. The decision of the mouther is final.
6. Shearing: At the time of check-in, all market meat goats must be “slick shorn” with uniform hair length not to exceed 3/8” from the knee and hock joints up before arrival on the grounds.
7. Horns: Wethers are suggested to be dehorned. However, if horns are left they should be tipped and rounded.
8. Market goats will be shown by weights in weight divisions if entries require.
9. Doelings and wethers are allowed to show in the Market Meat Goat Show.
10. An exhibitor is limited to a total of six entries.
11. No registration papers are required.
12. Communicable Disease/Club Lamb Fungus – All goats will be visually inspected by a veterinarian for sore mouth, infectious skin lesions (ringworm) and general health. This will be done as you check in your goat. All blankets must be completely removed from all goats at check-in. Any goat found to be infected with active fungal lesions, or other health problems, must be removed from the premises. Any goat may be required to undergo a second health inspection at the Superintendent’s request.

14. All goats must have a scrapies tag present before they may be exhibited at the fair.
15. Exhibits shall reflect the care and concern that Kansans have for livestock, poultry, and companion animals. Animals experiencing illness, injury, or discomfort should be properly treated. Professional veterinary services will be available as needed. An animal may be removed in an emergency situation at the discretion of the veterinarian and/or division chair and/or extension agent.

Meat Goats

1035 Meat Goat Meat goats

Breeding Goats

1036 Breeding Meat Goat Boer Goats

1037 Breeding Meat Goat All Other Breeds

Meat Goats Showmanship

Senior Meat Goats Showmanship (14 yrs. and up)

Intermediate Meat Goats Showmanship (10-13 yrs.)

Junior Meat Goats Showmanship (7-9 years old)

1041 Meat Goat Rate of Gain Contest

The only requirement to participate in this contest is to have your meat goat officially weighed and ear tagged at the start of the feeding period and exhibit them at the County 4-H Fair. **The final weight of the meat goat will be the entry weight at the 4-H Fair minus 2%.** To be entered into the contest, you must attend small animal weigh-in.

Division F – 4-H Pets

PET COMMITTEE

Julie Nienke*

Teagon Nienke

Anna Thielen

Kelly Thielen

Special Rules:

1. **Dogs and Cats three months of age and older must have proof of current rabies vaccination and any other age appropriate vaccines.**
2. Pets should be taken home right after judging.
3. Only one entry per class.
4. Kittens and puppies must be six months or younger to show in the Kitten or Puppy class.
5. Exhibits shall reflect the care and concern that Kansans have for livestock, poultry, and companion animals. Animals experiencing illness, injury, or discomfort should be properly treated. Professional veterinary services will be available as needed. An animal may be removed in an emergency situation at the discretion of the veterinarian and/or division chair and/or extension agent.

Division F – 4-H Pets

Pet

- 3650 Kitten
- 3651 Cat
- 3652 Puppy
- 3653 Dog
- 3654 Other

Division G – 4-H Poultry

POULTRY COMMITTEE

Pamela Hays*	Trenton Hays	Heather Vaughan-Meier
Kendall Meier	Kirsten Meier	Layne Vaughan-Meier
Skylar Vaughan-Meier	Meriah Modrow	

Special Rules:

Intent To Sell cards must be turned into the Fair Office by 10:00 p.m., Wednesday, July 21, 2021, if you intend to sell an item in the auction.

1. Not more than two pens of poultry may be shown in any one class.
2. All poultry must be free of external parasites.
3. Exhibitors must care for their poultry at the Fair. Failure to do so will be sufficient reason to withhold premiums and ribbons.
4. All poultry, except waterfowl (ducks & geese), must have a current pullorum-typhoid test and be banded at time of entry to be exhibited. (Pullorum testing and banding are done at check in).
5. All poultry must be owned and in the possession of the Exhibitor by May 1st of the current year.
6. An exhibitor is eligible to sell one bird at the Livestock Auction if Champion or Reserve Champion is received.
7. Exhibits shall reflect the care and concern that Kansans have for livestock, poultry, and companion animals. Animals experiencing illness, injury, or discomfort should be properly treated. Professional veterinary services will be available as needed. An animal may be removed in an emergency situation at the discretion of the veterinarian and/or division chair and/or extension agent.

Poultry

- 3201 Standard Lg Fowl** Standard Breeds-Large Fowl-One young bird of either sex.
- 3202 Standard Lg Fowl** Standard Breeds-Large Fowl-One old bird of either sex.
- 3203 Standard Bantam** Standard Breeds-Bantams-One young bird of either sex.
- 3204 Standard Bantam** Standard Breeds-Bantams-One old bird of either sex.
- 3205 Production Pen** Production Pullets-Pen-three standard bred, crossbred or strain cross pullets to be judged on potential egg laying ability.

Division G – 4-H Poultry

- 3206 Production Pen** Production Hens-Pen-three standard bred, crossbred or strain cross hens to be judged on egg production qualities only.
- 3207 Dual Pen** Dual Purpose Pullets-Pen-three such as Rhode Island Reds, New Hampshire, Plymouth Rocks, etc.
- 3208 Dual Pen** Dual purpose hens-Pen-three such as Rhode Island Reds, New Hampshire, Plymouth Rocks, etc.
- 3215 Meat Pen** Meat-type Chickens-Pen-three standard bred, crossbred or strain cross birds of the same sex to be judged on meat production qualities only.
- 3209 Turkeys** Turkeys-All breeds-one bird of either sex.
- 3211 Ducks** Ducks-All breeds-one bird of either sex.
- 3212 Geese** Geese-All breeds-one bird of either sex.

Division H – 4-H Rabbits

RABBITS COMMITTEE

Pamela Hays* Kirsten Meier Heather Vaughn-Meier
Layne Vaughn-Meier Skylar Vaughn-Meier

Special Rules:

Intent To Sell cards must be turned into the Fair Office by 10:00 p.m. Wednesday, July 21, 2021, if you intend to sell an item in the auction.

1. Exhibitor must care for their animals at the Fair. Failure to do so will be sufficient reason to withhold premiums and ribbons. **All rabbits must be free of lice and other parasites.**
2. Each exhibitor is eligible to sell one rabbit at the Livestock Auction, if you received Champion or Reserve Champion. A substitute Meat Class can be taken to State Fair if equal quality.
3. Each exhibitor may bring NO more than 18 different rabbits with TWO entries per class, per variety, per breed and one meat class.
4. **4-H member must be present when their rabbit(s) is judged.** A Champion and Reserve Champion of each breed will be selected if the judge so desires, and ONE Grand and Reserve Grand Overall of the Purebred and Crossbreeds champions/reserves.
5. All rabbits will be divided into classes by ages and judged according to their breed standard as listed in the ARBA “Standard of Perfection”.
6. Open to any American Rabbit Breeders Association recognized breeds and crossbreeds.
7. All rabbits must be owned and in the possession of the 4-H member by May 1st of the current year.
8. Crossbred rabbits will not be eligible for State Fair. They need to be entered in the Crossbred class and will be judged separately regardless of age or sex of rabbit.

Division H – 4-H Rabbits

9. Exhibits shall reflect the care and concern that Kansans have for livestock, poultry, and companion animals. Animals experiencing illness, injury, or discomfort should be properly treated. Professional veterinary services will be available as needed. An animal may be removed in an emergency situation at the discretion of the veterinarian and/or division chair and/or extension agent.

Rabbits

3405 Junior Doe	Junior Doe (under six months of age.)
3403 Intermediate Doe	Doe (six to eight months of age.)
3401 Senior Doe	Senior Doe (eight months of age or older.)
3404 Junior Buck	Junior Buck (under six months of age.)
3402 Intermediate Buck	Buck (six to eight months of age.)
3400 Senior Buck	Senior Buck (eight months of age or older.)
3420 Meat Pen	Meat Class (three rabbits-all one recognized breed, including cross-bred, maximum weight five pounds and maximum age 70 day each.)
3421 Crossbreed	Crossbreed Rabbit

Rabbits Showmanship

3461 Senior	Rabbits Showmanship (age 14 & up)
3462 Intermediate	Rabbits Showmanship (age 10-13)
3463 Junior	Rabbits Showmanship (age 7-9)

Division I – 4-H Sheep

SHEEP COMMITTEE

Mark Sebesta*	Tony Brokes	Rachel Sebesta
Monica Short	Rebekah Vague	

Special Rules:

Intent To Sell Cards must be turned into the Fair Office by 10:00 p.m., Wednesday, July 21, 2021, if you intend to sell an item in the auction.

1. See General Livestock Rules.
2. There is no minimum weight to show any livestock animal. Animal must weigh a minimum of **90** pounds final weight in order to sell. No white ribbon lambs will be sold at the auction.
3. Market lambs must be wethers or ewes. Ram lambs or cryptorchids cannot show.
4. Animals must be owned by club member and ear tagged by weigh-in or by submitting a tagging request to the extension office by the deadline.

Division I – 4-H Sheep

5. Both registered purebred and crossbred females are eligible for the breeding classes.
6. Market lambs must be slick shorn with uniform wool length not to exceed .20 inch from knee and hock joints up at time of arrival. No artificial coloring will be allowed on the lamb except on the hooves.
7. Animals must be checked in and checked for club-lamb fungus before being allowed in the barn.
8. All sheep must have scrapies tag present before they may be exhibited at the fair.
9. An exhibitor is limited to a total of six entries (can be any combination of breeding ewes and market lambs.)
10. Exhibits shall reflect the care and concern that Kansans have for livestock, poultry, and companion animals. Animals experiencing illness, injury, or discomfort should be properly treated. Professional veterinary services will be available as needed. An animal may be removed in an emergency situation at the discretion of the veterinarian and/or division chair and/or extension agent.

1029 Breeding Ewe Lamb

1030 Yearling Ewes

1031 Market Lamb

Weight classes are determined at weigh-in by Division Chair and Committee.

Sheep Showmanship

Senior	Sheep Showmanship (14 yrs. and up)
Intermediate	Sheep Showmanship (10-13 yrs.)
Junior	Sheep Showmanship (7-9 yrs.)

Shepherd's Lead Contest

Sarah Goss - Chair

The objectives of these classes are to present sheep in the most attractive manner, to improve the image of sheep and to give spectators an opportunity to view well-groomed sheep shown at halter by attractively dressed contestants wearing wool garments. Entrants may purchase or construct their own garments which should consist of at least 60% wool-exclusive of accessories. Judging will be based on the attractiveness and suitability of the garment to the contestant, the contestant's artistry, and appearance and the contestant's ability to control and present sheep at halter. The sheep may not be blanketed during the contest; only head or neck decorated.

Division I – 4-H Sheep

1033C Senior	(14 yrs. and up)
1033B Intermediate	(10-13 yrs.)
1033A Junior	(7-9 yrs.)

1032 Sheep Rate of Gain Contest

The only requirement to participate in this contest is to have your market lamb officially weighed and ear tagged at official weigh-in date and exhibit him at the county 4-H Fair. **The final weight of the lamb will be the entry weight at the Fair minus 2% shrinkage.** To be entered into the contest you must attend small animal weigh-in.

Division J – 4-H Swine

SWINE COMMITTEE

Sharla Huseman*	Tucker Goss	Hadley Huseman
Paxton Huseman	Jacque Modrow	Meriah Modrow

Special Rules:

Intent To Sell cards must be turned into the Fair Office by 10:00 p.m., Wednesday, July 21, 2021, if you intend to sell an item in the auction.

1. See General Livestock Rules.
2. There is no minimum weight to show any livestock animal. Animal must weigh a minimum of **190** pounds final weight in order to sell. Any swine receiving a white ribbon cannot be sold at the auction.
3. An exhibitor is limited to a total of six entries (can be any combination of market pigs or breeding pigs).
4. All pigs must be owned, in the possession of the exhibitor and tagged by weigh in or by submitting a tagging request to the extension office by the deadline.
5. Sick hogs will be barred from the show. **All Swine Must Be Free Of External Parasites**
6. All swine entries will be weighed the first day of the 4-H Fair.
7. All swine exhibitors will be provided wood shavings for bedding in pens. Hosing of pens (for cleaning, watering, or washing) will NOT be permitted. All washing of animals must occur in designated wash areas. Automatic waterers and misters will NOT be permitted. Fans will be provided in the area. Manure is to be removed and disposed of in designated areas.
8. Exhibits shall reflect the care and concern that Kansans have for livestock, poultry, and companion animals. Animals experiencing illness, injury, or discomfort should be properly treated. Professional veterinary services will be available as needed. An animal may be removed in an emergency

Division J – 4-H Swine

situation at the discretion of the veterinarian and/or division chair and/or extension agent.

Market Pigs

Weight classes are determined at weigh-in by Division Chair and Committee.

1020 Market Pigs Market Pigs

Breeding Pigs

Gilts will be judged by Breed Characteristics. Crossbreeds in the Purebred Class will be down-graded by the judge.

1021 Spots	Spots
1022 Duroc	Duroc
1023 Poland China	Poland China
1024 Hampshire	Hampshire
1025 Berkshire	Berkshire
1026 Yorkshire	Yorkshire
1027 Crossbreed	Crossbreed
1028 Mature Sows	Mature Sows - All Breeds

Swine Showmanship

Senior	Swine Showmanship (14 yrs. and up)
Intermediate	Swine Showmanship (10-13 yrs.)
Junior	Swine Showmanship (7-9 yrs.)

4-H FAMILY & CONSUMER SCIENCES

Division K – 4-H Clothing Construction

CLOTHING JUDGING COMMITTEE

Susan Kurz-Sebesta* Hadley Huseman

Special Rules:

1. All garments and articles must have an identification label securely attached on the inside. Pre-cut kits are acceptable in all clothing classes.

Identification Label:

- a. Type or print on 3” x 2 1/2” piece of cloth: Class number, club, and exhibitor’s name;
- b. Sew or safety-pin ID label on the corner of flat articles
- c. For garments, attach ID label to the front shoulder seam, or left side of waistband, as if you were wearing the garment.

Division K – 4-H Clothing Construction

2. A garment may be entered in both the Fashion Revue and Clothing Construction judging. These are two separate contests with two separate awards.
3. A Champion and Reserve Champion will be picked in each age category if deserving. Grand Champion and Reserve Grand Champion overall will be selected if deserving.
4. Exhibitors receiving purples will be limited to one clothing entry at the State Fair.
5. There is no limit to the number of entries a 4-H member can enter.

****DEFINITIONS:**

Garment - A garment can be a skirt, a vest, a blouse, a shirt, a pair of slacks or shorts, a dress, a jumper, a jumpsuit, etc.

Article - An item constructed in a clothing project such as a backpack, garment bag, cape, hat, scarf. Could be hand or machine sewn and could include appliqué or machine embroidery on items they have made.

Clothing

- 4000 Junior** (7-9 yrs.)
4002 Intermediate (10-13 yrs.)
4004 Senior (14 yrs. and up)

Clothing Educational Exhibit

- 4001 Junior** (9-11 yrs.)
4003 Intermediate (12-14 yrs.)
4005 Senior (15 yrs. and up)

Recycled Clothing Project (previously Decorate Your Duds)

Decorative arts include embroidery, appliqué, macramé, painting, etc.

- * Garment constructed with use of decorative art – such as vest of macramé.
- * Garment to which decorative art design has been applied – garment may be purchased and the garment is not evaluated. Creativity is a major consideration in judging.
- * Recycled garment or garment made from reworking previously constructed garment with the use of decorative art.
- * Clothing accessory constructed or decorated with use of decorative art (hats, bags, scarves, belts, etc.)
- * Tie – Dyeing.

4006 Recycled Clothing

Division L – 4-H Fashion Revue

FASHION REVUE COMMITTEE

Susan Kurz-Sebesta*

Nell Goss

Diane Krupp

Michelle Schwerdtfeger

Rachel Sebesta

Special Rules:

1. A Champion and Reserve Champion will be picked in each age category if deserving. An overall Grand Champion and Reserve Grand Champion in both boys and girls will be awarded if deserving.
2. **A 4-H member must model garment in public fashion revue to receive a ribbon. NO SUBSTITUTE MODELS.** If any ribbon placing is forfeited, ribbons will not be awarded to lower placing.
3. A 4-H member may model two garments in Constructed Garment and two in Buymanship. Only one garment may be modeled in each of Recycled Clothing and Thrift Store.
4. **READY-MADE GARMENTS FASHION REVUE**
 - a. Garments must be purchased for the 4-H project, or made by another individual for the 4-H member if the fabric and pattern were chosen by the 4-H member. Everything which is commonly considered an outer garment must be purchased by the 4-H member or constructed by another person (vest, jacket, dress, skirt, pants, coat, etc.). A sweater, blouse, or shirt can be purchased or made.
 - b. In order to be eligible for the thrift store classes, garments must have been purchased 'second-hand' with authentication from the store in the form of a signed receipt or signed Clothing Cost Sheet.
5. **CLOTHING CONSTRUCTION FASHION REVUE** - Majority of the outfit must be constructed and modeled by the 4-H member who made the garment/outfit. Everything which is commonly considered an outer garment must be constructed (vest, jacket, dress, skirt, pants, coats, etc.) A sweater, blouse or shirt that is not worn as an outer garment can be purchased or made. Constructed garments to be modeled in the Fashion Revue must be exhibited at the Ellsworth County 4-H Fair as well as at the Fashion Revue in a class in Division K or Division M.
6. **All garments must be displayed at the Fair or ribbon money will be withheld.** A garment entry card, ribbon sheet, and comments sheet must be attached to the garment.
7. **AN EXPENSE SHEET AND A PICTURE WILL BE REQUIRED FOR EACH ENTRY.** Thrift Store Expenses sheets need to include an itemized list of owned items, items purchased from a thrift store, name of thrift store, and receipts for purchases.
8. Pre-Entry forms, Fashion Revue Cost Sheet, and Narration Sheet are due July 1, 2021 in the Extension Office.

Constructed Garments Revue

6000 Junior	Junior
6000 Intermediate	Intermediate
6000 Senior	Senior

Boys Buymanship Revue

6020 Junior	Junior
6020 Intermediate	Intermediate
6020 Senior	Senior

Girls Buymanship Revue

6010 Junior	Junior
6010 Intermediate	Intermediate
6010 Senior	Senior

Thrift Store Garments Revue Boys & Girls

6040 Junior	Junior
6040 Intermediate	Intermediate
6040 Senior	Senior

Division M – 4-H Fiber Arts

FIBER ARTS COMMITTEE

Susan Kurz-Sebesta*

Special Rules:

1. Identification Label:
 - a. Type or print on 3” x 2 1/2” piece of cloth: Class number, club, and exhibitor’s name.
 - b. Sew or safety-pin ID label on the corner of flat articles.
 - c. For garments, attach ID label to the front shoulder seam, or left side of waistband, as if you were wearing the garment.
2. A member may have only one item in each exhibit option indicated below.
3. When articles which are normally worn as a pair are exhibited, both articles must be shown together. Fasten articles together securely with yarn.
4. Special consideration will be given to articles which are of original design. Such articles should have a note attached explaining the original design.
5. The exhibitor may attach an index card, no larger than 3” x 5”, with the entry form to give the judge any information which the exhibitor thinks would be helpful for the judge to know. Explain whether you created the fabric for a knitted article by hand or by a knitting machine. Explain if the exhibit contains any recycled materials or is made of at least 90% wool.
6. Exhibitors are expected to be enrolled in the Fiber Arts project of which they are entered. When the exhibit is a sewn garment that also includes one or more Heritage Fiber Art techniques (i.e. knitting, crochet, needle arts, or

Division M – 4-H Fiber Arts

- patch- work and quilting), the determination of what division (Clothing or Fiber Arts) and class in which to enter will be left with the 4-H participant.
7. All exhibits which need to be hanging MUST have the appropriate hanger, rod, wire or other mechanism attached in order to be properly displayed.
 8. For class 4114 Patchwork or Quilted article – it is acceptable practices for the exhibitor to create the patchwork or quilted article and have someone else quilt it.

Exhibit options are:

1. Crochet
2. Knitting, an article made either by hand or by knitting machine
(See #6 above)
3. Needle Arts, an article created by hand using any of the following techniques: a) embroidery and cross-stitch; b) needlepoint; c) candle wicking; d) crewel; e) lacework; and /or f) appliqué.
4. Patchworks, Quilting, Rug Making, Spinning, Weaving, Ethnic Arts, Macramé

Fiber Arts

4111 Crochet

4112 Knitting

4113 Needle Arts

4114 Patchwork or Quilted (See #8 above)

4115 Rug making

4116 Spinning

4117 Weaving

4118 Ethnic Arts

4119 Macrame'

4120 Fiber Arts Educational Notebook

Division N – 4-H Foods & Nutrition

FOODS & NUTRITION COMMITTEE

Stephanie Zamrzla*

Dianne Krupp

Ashlyn Schwerdtfeger

Hallie Thielen

Lori Thielen

Layne Vaughan-Meier

Special Rules:

1. **RECIPES are required for all food product exhibits. Recipes must be present at the time of judging. If recipe is NOT included, item will be docked one ribbon placing.**
2. Each Exhibitor may exhibit only one of each food item for a total of seven entries in each age division.

Division N – 4-H Foods & Nutrition

3. Remove baked products from pans and place on paper plate or covered cardboard cut to fit the size of the product. **PLACE BAKED PRODUCTS IN CLEAR PLASTIC BAGS WITH TWIST FASTENERS.** Five gallon bags may be obtained at the Extension Office.
4. For “serving size” items, exhibit seven cookies, seven muffins, seven rolls, etc. For cakes, loaves and pies, the entire product must be entered and uncut.
5. Commercial mixes are **NOT** to be used.
6. A sample of each exhibit will be left on display. All non-perishable products, except Champions, will be sold at the Food Sale unless member states otherwise at the time of entry. All 4-H members should bring an index card (3” x 5”) listing all the food they are entering and mark whether or not it should be sold.
7. Food will be sold on the day of judging. Decorated cakes will be judged and on display only. Money may be picked up from the Fair Extension Office the next afternoon.
8. A Champion and Reserve Champion will be picked from each level. Grand and Reserve Grand will be picked overall from the Champions.
9. If Champion food is to be sold at the auction, a fresh product must be baked to sell. Champions must complete an Intent To Sell Card and turn into the Fair Office by 10:00 p.m. Wednesday, July 21st if they plan to have an item in the auction.
10. Exhibits eligible for State Fair will be marked with a sticker.
11. All unfrosted cakes shall be exhibited in UPRIGHT position with top crust showing, except those cakes with special designs such as Bundt cakes which should be top crust down.
12. Exhibitors receiving Purples may exhibit only one baked product and one educational display at the State Fair.
13. Perishable items are not exhibited at the State Fair.
14. Lined muffins are optional.
15. **NO ALCOHOL** should be included as an ingredient in foods entries. Entries with any kind of alcohol will be disqualified and not judged.
16. **For food safety purposes any food with custard and cream cheese type fillings and frostings, flavored oils, “canned” bread or cakes in a jar will not be accepted. Food requiring refrigeration will be allowed but must be refrigerated until judging and taken home following judging. Refer to K-State Research and Extension Publication Food Safety Guidelines for Fair Exhibits, for information to help you make informed, safe food exhibit decisions.**

Division N – 4-H Foods & Nutrition

Food & Nutrition

4300A Junior (Age 7-8; not eligible for State Fair) - Suggestions are:

- Popcorn Snack (one cup – divide into seven condiment cups for judging)
- Nutritious Snack (one serving)
- Individual Creative Salad*
- Nutrition Drink*
- Seven Muffins
- Seven Bar Cookies
- Seven Creative Cookies
- Seven Cupcakes -- unfrosted
- Seven Drop Cookies
- Pocket Sandwich*

4300 Junior (Age 9-11) - Suggestions are:

- Popcorn Snack (one cup – divide into seven condiment cups for judging)
- Nutritious Snack (one serving)
- Individual Creative Salad*
- Nutrition Drink*
- Seven Muffins
- Seven Bar Cookies
- Seven Creative Cookies
- Seven Cupcakes – unfrosted
- Seven Drop Cookies
- Pocket Sandwich*

4302 Intermediate (Age 12-14) - Suggestions are:

- Seven Cupcakes - frosted
- One Loaf Quick Bread
- Creative Salad*
- Pound Cake
- Coffee Cake
- One Layer Cake – unfrosted
- Nutritious Dip
- Strawberry Shortcake*
- One Loaf Yeast Bread
- One Loaf or Other Breakfast Bread (using yeast)
- Gingerbread - **display or disposable pan**
- Seven Cinnamon Rolls

4304 Senior (Age 15-18) - Suggestions are:

- Recipe Using Squash
- Chiffon Cake -- without icing
- Recipe Modification -- Baked food made from original recipe with improved nutritional value. **Include both recipes before and after changes.**
- Two Layer Cake – frosted
- Angel Food Cake -- without icing – upright position – top showing

Sponge Cake -- without icing – upright position – top showing
Artisan Bread
International Flat Bread
One Loaf Yeast Bread -- white
One Loaf Whole Wheat or Multi-Grain Yeast Bread
Seven Yeast Dinner Rolls
Specialty Bread -- example seven pretzels, seven bread sticks, fruit bread or tea ring
Pastry Recipe -- fruit pie with pastry crust (include crust & filling recipe)
Decorated Food Item -- judged on decoration only but must be a real food product.

4301 Junior Educational Exhibit (9-11 yrs.)

4303 Intermediate Educational Exhibit (12-14 yrs.)

4305 Senior Educational Exhibit (15 yrs. and up)

4306 Food Gift Package -- must contain at least three different items, prepared by the 4-H member, in a suitable container no larger than 18” by 18”.

Prepared food items must have recipes attached with the entry.

Additional homemade food items beyond the three minimum or purchased items may also be included in the gift basket. No alcoholic beverages, fireworks, knives or items not intended for human consumption. Items intended for container or presentation will be allowed. On a recipe card, answer these questions:

1. What is the intended use?
2. What food safety precautions were taken during and after preparation?
3. Total cost?

Division O – 4-H Food Preservation

FOOD PRESERVATION COMMITTEE

Stephanie Zamrzla*

Paula Gray

Sage Gray

Special Rules:

1. Exhibits must have been preserved after the previous county fair.
2. Recommended recipes and processing methods must be used. Recipes must be from 1995-present. Processing methods that will be disqualified include: open kettle canning, over canning, and sun canning. Untested recipes will be disqualified for food safety reasons. Recommended recipe resources include:
 - K-State Research and Extension Food Preservation publications
 - USDA Complete Guide to Home Canning
 - So Easy to Preserve, sixth edition, The University of Georgia Cooperative Extension Service
 - Ball Blue Book Guide to Preserving
 - Ball Complete Book of Home Preserving

- Canning mixes (i.e. Mrs. Wage's, Ball)
- Pectin manufacturers (i.e. SureJell, Ball)
- <http://www.rrc.k-state.edu/preservation/recipes.html>

Dried products must include the recipe and preparation steps. All meat jerky must be cooked to 160°F before or after drying.

3. Each member may enter up to six exhibits in this division. **Recipe must be included with each entry.**
4. Exhibits must be sealed in clean, clear, standard canning jars, with matching brand two piece lids. (Ball lids on Ball jars and Kerr lids on Kerr jars). Jellies must be in half pint or pint jars. All other products must be in pint or quart jars. Jars must be sealed when entered.
5. Each jar exhibited must be labeled with uniform label placed one inch from the base of jar. Label must not cover brand name of jar. The label must give: Class No., Division, Product, Canning Method (water bath, weighted gauge or dial gauge, pressure method), Process Time, Pressure (psi), date processed including month and year, Name and County, Altitude of Residence.
6. Champion Food Preservation is eligible to be sold in the Premium Auction. *Intent To Sell cards must be turned into the Fair Office by 10:00 p.m., Wednesday, July 21, 2021, if you intend to sell an item at the auction.*

Food Preservation

4350 Sweet Spreads (one jar)

4351 Fruits, juices, fruit mixtures (one jar)

4352 Low acid vegetables (one jar)

4353 Pickles, fermented foods, relishes, and chutney (one jar)

4354 Tomato/tomato products, tomato juice, tomato salsa (one jar)

4355 Meats (one jar)

4356 Dried Foods

Division P – 4-H Home Environment

HOME ENVIRONMENT COMMITTEE

Tobina Norris*

Katlyn Hlaus

Josey Norris

Special Rules:

1. Labels: A label containing name, address, county, and class shall be attached to the exhibit with safety pin(s) or tape and string.
2. A single exhibit cannot be exhibited as part of a group exhibit or vice versa.
3. Exhibits can include wall hangings, bulletin boards, curtains, decorative accessory, repaired or refinished furniture.

Home Environment

An article made by the 4-H member for the home. Include explanation of how it was made, cost, pictures, pattern, etc. Describe how it fits into the color and design scheme of the room. Explanation will be considered in total score.

4400 Single Exhibit
4401 Educational poster or display
4402 Notebook

4-H AGRICULTURE /PLANT SCIENCE

Division T – 4-H Plant Science

PLANT SCIENCE COMMITTEE
Bev Westerman*

Special Rules:

1. Each exhibitor may have only one entry in each class for a total of eight exhibits.
2. Vegetables may be washed if they need it.
3. No frozen vegetables may be exhibited—only fresh. Any rotted produce will be removed from display early.

Horticulture

2500 Garden Display Collective Garden Exhibits

Exhibit consists of five different fresh vegetables.

Canned vegetables are not acceptable. Only one variety of each type of vegetable may be exhibited. All must have been grown by exhibitor. Quality and condition of the vegetables will be considered.

The number of the five vegetables to be exhibited are as follows:

Large Vegetable = One Each or Five Total

Medium Vegetable = Five Each or 25 Total

INDIVIDUAL ENTRIES-Special Rules:

1. Vegetables may be washed if they need it.
2. Entry tag must be attached to each exhibit.
3. No frozen vegetables may be exhibited—only fresh. Any rotten produce will be removed from display early.
4. Superintendents will divide each class by age at entry time.
5. See extension pamphlet on “Exhibiting Fruits & Vegetables”.

www.ksre.ksu.edu/library/hort2/c405.pdf

Individual Entries

2501 Small Veg Specimen Plate Small Vegetable (plate of 12)—Example:
green snap beans, yellow wax beans, and other small vegetables

2502 Med Veg Specimen Plate Medium Vegetable (plate of five)—Example:
cucumbers, cherry tomatoes, tomatoes, beets, white onions, yellow onions,
red onions, bell peppers, other peppers, okra, parsnips, turnips, sweet

potatoes, red potatoes, white or Russet potatoes, carrots, other medium vegetables, and zucchini less than 8”

2503 Large Veg Specimen Plate Large Vegetable (plate of one)

Example: watermelon, summer squash, winter squash, pumpkin, eggplant, cabbage, cantaloupe, other large vegetables, and zucchini 8” or larger

2504 Herbs Fresh Culinary Herbs six stems of ONE VARIETY of fresh herbs exhibited in a disposable container of water. Dried herbs not accepted. Examples include parsley, basil, dill, etc.

2505 Small Fruits

2506 Tree Fruits

2507 Grapes

FLORICULTURE

Special Rules:

1. **Class Floral Arrangement** must be accompanied with a written explanation of project work (may include story, landscape plan, picture, etc.)
2. May have three entries of different kinds in classes.
3. See extension pamphlet on “Preparing Cut Flowers for Exhibits”
http://www.ksre.ksu.edu/library/4h_y2/4H826.pdf

Floriculture

5600 Annual Garden Flower Any annual flower; single stalk in a pop bottle.

5601 Perennial Garden Flower Any perennial flower; single stalk in a pop bottle.

5602 Floral Arrangement Fresh flower arrangement.

5603 Dried Floral Arrangement

5604 Horticulture Notebook

5600A Biennial Garden Flower Any biennial flower; single stalk in a pop bottle.

FIELD CROPS-(See 4-H Crops in Fair Entry) ***Special Rules:***

1. All crop varieties must be named.
2. Products exhibited must have been grown during the current club year.
3. Please give test weight on field grains.
4. Hybrid must be named.

Field Crops

Sorghum - Ten -Head Exhibit

2402 Sorghum Hybrid Grain Sorghum

2403 Sorghum Hybrid Forage

2404 Sorghum Other Forage

Corn - Exhibit

2400 Corn White. Variety or hybrid must be named; 10 head sample

2401 Corn Yellow. Variety or hybrid must be named; 10 head sample

Division T – 4-H Plant Science

2425 Corn Corn – one gallon jar

Wheat - One Gallon Sample

2405 Wheat Soft red winter wheat; variety or hybrid must be named.

2406 Wheat Hard red winter wheat; variety or hybrid must be named.

2407 Wheat Hard white wheat; variety or hybrid must be named.

Sunflower

2408 Sunflower Three Confectionary Heads

2409 Sunflower Confectionary seeds in gallon jar

2410 Sunflowers Three Oil Seed Heads

2411 Sunflowers Oil seeds in gallon jar

Other

2412 Oats Oats (one gallon sample)

2414 Alfalfa Alfalfa seed (one gallon sample)

2415 Alfalfa Alfalfa hay (Exhibit consists of one flake or slice from a rectangular bale or a 10” section cut from a round bale. The flake or slice should be about 6” in thickness and tied in two directions.)

2416 Native Grass Hay (Exhibit consists of one flake or slice from a rectangular bale or a 10” section cut from a round bale. The flake or slice should be about 6” in thickness and tied in two directions.)

2419 Soybeans Soybeans (one gallon sample)

2420 Soybeans Bundle of five plants

2440 Weed Control Exhibit

4-H MISCELLANEOUS

Division R – 4-H Banners, Promotional Display & Club Cookie Exhibit

Special Rules:

1. 4-H clubs may sell one promotional item in the Premium Auction (ex. basket, cookie jar, photo).

Division S – 4-H Energy Management

ELECTRIC COMMITTEE

Tim Hays*

Caleb Hays

Special Rules:

1. Articles that have been in use should be cleaned for exhibit.
2. A sheet of operating instructions must be furnished for any exhibit not self-explanatory.
3. Exhibit must be operable. If battery power is required, batteries must be furnished.
4. Any project with a complexity of size of electronics must have:
 - a. instructions for assembly and use
 - b. equipment available at the time of judging for actually testing of the exhibit.
5. No hand dipped solder may be used on exhibits.
6. Each exhibitor may enter up to two articles in this division. Label each article, giving owner's name, address, club and name of article. Also indicate on label, whether "original construction" or "kit assembly". Label placed with masking tape or tied to exhibit is preferred.
7. Exhibits may consist of household wiring, indoor lighting, outdoor wiring, shop lighting, extension cords, trouble lights, AC demonstration projects, DC demonstration projects, motors, fans, heaters, and blowers, electronic projects made from a kit or original or an educational activity project.

Electric

4600 Electrical – AC Electric Projects

4601 Electrical – DC Electric Projects

4602 Electrical – Electronic Projects

4603 Electrical – Educational Displays & Exhibits

Division T– 4-H Entomology

ENTOMOLOGY COMMITTEE

Tim Hays*

Caleb Hays

Special Rules:

1. A 4-H member may choose to exhibit in the Collection or Educational class for each phase or both. Educational classes are limited to one standard box, a maximum of 150 specimens and **work performed during the current year.**
2. Individual entries are to be placed in plexi-glass covered wooden boxes that measure 18" H x 24" W x 3 1/2" D. **Plexi-glass covers are required at the County 4-H Fair and State Fair.**

Division T– 4-H Entomology

3. Each exhibitor is required to identify each box by placing an identification label bearing exhibitor's name, county and class. One label goes in the upper left corner of the box (inside) and the other on the back of the box (outside). Arrange specimens in the box so the box can be displayed lengthwise.
4. The number of orders, specimens and families where required must be included on the exhibitor's box identification label.
5. Emphasis in judging will be placed on the overall variety of Kansas insects represented in the collection, accuracy of identification, skill and technique acquired in mounting of specimens and overall arrangement and appearance of the collection.
6. For each collection class two labels will be centered on the pin beneath each specimen. Upper is the common name label and the lower label is a date locality label.

Educational Classes

- A. Educational classes are limited to one standard box and a maximum of 150 specimens. Title of the exhibit should be indicated inside the box.
- B. Purpose of the project is to learn more about the importance, life cycles, biology, ecology, diversity, etc., of insects and related Arthropods. Subject matter can be as varied as the animals themselves.

Entomology

4900 Beginning Entomology I - Beginning Entomology I Collection –

Display in one standard box of a minimum of 50 and maximum of 125 species representing at least seven orders. Specimens should be grouped according to order. Order labels should be pinned to the base of the box. Members can exhibit in this class a maximum of three years or until they receive a purple ribbon in the Beginning Phase at the Kansas State Fair, whichever comes first.

4901 Beginning Entomology II - Beginning Entomology II Collection -

Display in one standard box a minimum of 75 and a maximum of 150 species representing at least nine orders. Specimens should be grouped according to order. Order labels should be pinned to the base of the box. Members can exhibit in this class a maximum of three years or until they receive a purple ribbon in the beginning phase at the Kansas State Fair, whichever comes first.

4903 Intermediate Entomology - Intermediate Entomology Collection –

Display a minimum of 100 and a maximum of 300 insects representing at least 10 orders. Two standard boxes can be used. All specimens should be grouped to order; in addition, family identification is required for all insects in any two of the following six orders: Orthoptera, Hemiptera, Homoptera, Coleoptera, Diptera, and Hymenoptera. Observe that the number of families

Division T– 4-H Entomology

identified in these two orders must be recorded on the box identification labels. Families represent subdivisions of order grouping, and family labels will be pinned to the bottom of the box to represent sub-divisions of the appropriate order. Members can exhibit in this class a maximum of three years or until they receive a purple ribbon in the Intermediate phase at the Kansas State Fair.

4905 Advanced Entomology - Advanced Entomology Collection – Display a minimum of 150 and a maximum of 450 insects representing at least 12 orders. Three standard boxes can be used. Family identification is required for all insects belonging to the six basic orders as outlined under the Intermediate phase. Family identification of insects in the remaining orders is optional, but desirable as long as accuracy is maintained. All butterflies appearing in the collection should be labeled with the correct common name. Members may continue to exhibit in this class at the Kansas State Fair for an unrestricted number of years as long as they remain eligible for 4-H membership.

Educational Display and Notebooks

4902 Beginning Educational Display

4904 Intermediate Educational Display

4906 Advanced Educational Display

4907 Introductory Entomology Notebook

4908 Beginning Entomology Notebook

4909 Intermediate Entomology Notebook

4910 Advanced Entomology Notebook

Division U – 4-H Forestry

FORESTRY COMMITTEE

Tim Hays*

Caleb Hays

Special Rules:

1. All leaf exhibits to be mounted on 8-1/2" x 11" heavy stock paper and placed in loose-leaf binders. (Magnetic or adhesive filler sheets for photographic prints are recommended.) Twigs and fruit collections may be exhibited in whatever manner you choose. (Maximum exhibit size 2" x 3")
2. Name, club, age, and year in project should be on front cover. Members are limited to one entry.
3. Leaves should be identified with an appropriate label located near the leaf on the same page. Label should include proper common name as listed in 4-H Bulletin 34, "List of Native Kansas Forest Trees", location (county) where collected and date (day, month, year) collected.

Division U – 4-H Forestry

4. Divide specimens into the following two sections: Native Kansas Trees and Non-Native Trees.
5. New specimens are those specimens collected during the current 4-H year.
6. Have samples grouped according to the year (such as “old” and “new”).
7. Variations of varieties do not count as different species or specimens.
8. Leaf Exhibits should consist of a beginning exhibit of 10 or more different leaves, intermediate exhibit of 20 or more different leaves, senior exhibit of 30 or more different leaves or advanced exhibit of 40 or more different Leaves. Minimums listed must be from native Kansas trees. Exhibits can include non-native leaves in addition to the required number of leaf specimens collected from native Kansas trees.
9. Twig Exhibits should consist of a beginning exhibit of five or more different trees, intermediate exhibit of 10 or more different trees, senior exhibit of 15 or more different trees or advanced exhibit of 20 or more different trees. Each exhibit should be of a native Kansas tree showing leaf, twig and fruit from each species collected.

Forestry - Collections

5100 Beginning	10 or more different leaves OR five or more twigs
5101 Intermediate	20 or more different leaves OR 10 or more twigs
5102 Senior	30 or more different leaves OR 15 or more twigs
5103 Advanced	40 or more different leaves OR 20 or more twigs

Forestry – Educational Display

- 5104 How a Tree Grows**
- 5105 Tree Appreciation Display**
- 5106 Growing and Protecting Trees Display**
- 5107 Tree Culture Display**
- 5108 How Forests Serve Us**
- 5109 Educational Creative Exhibit Display**

Division V – 4-H Geology

GEOLGY COMMITTEE

Tim Hays*

Caleb Hays

Special Rules:

1. Exhibit boxes should be 18" H x 24" W x 3½" D. Plexi-glass covers are required. Boxes with glass covers will NOT be accepted. All specimens are to be arranged across the narrow (18") dimension of the exhibit box, making the exhibit 18" across the top and 24" deep. If a box has a sliding Plexi-glass

Division V – 4-H Geology

cover, it must be removable from the top. Screws, locks or other devices that would prevent judges from removing cover should not be used.

2. Each entry is to be identified by a label bearing name, county and number of specimens in the upper left corner of the box (inside-use clear double-sided tape to adhere gummed labels) and by attaching a label with the same information on the back of the box.
3. Specimens should be labeled with the number of the specimen, date collected, specimen name or description and locality (county) where collected.
4. For geology classes 5200, 5201, 5202, and 5203, specimens should be mounted in the box by proper groups: rocks, minerals or fossils. Fossils must be identified to the Phylum, Class and Genus level. More than one specimen of the same kind of rock or mineral or species of a fossil may be exhibited if this duplication represents **different** geological formations. Specimen label must show this distinction (For example: Hays limestone not just limestone). Exact species must have different formation names listed on the I.D. card (For example: Composite Brachiopod from Morrill Limestone not just Brachiopod or Composita Brachiopod).
5. All specimens must be collected from locations in Kansas for classes 5200, 5201, 5202, 5203, and 5205. Out-of-state specimens will not be counted in the minimum number for the class nor will they be considered in the judging.
6. Exhibitor may enter in both geology and lapidary classes. They may make only one entry in classes 5200, 5201, 5202, and 5203. Exhibitor may also show in Geology Class 5204 and one or more of the lapidary classes.

Geology

5200 Display – 15 Rocks Display at least 15 rocks, minerals, and fossils collected during the current 4-H year. Limited to one exhibited box 18"H x 24" W x 3½" D with plexi-glass. Only those exhibiting at the fair for the first time may enter this class.

5201 Display – 30 Rocks Display at least 30 different rocks, minerals, and fossils, at least five of each. **15 must be collected during the current 4-H year.** Limited to one exhibit box, this class is open to those exhibiting either first or second time at the fair.

5202 Display – 45 Rocks Display at least 45 rocks, minerals, and fossils at least five of each. **15 must be collected during the current 4-H year.** Exhibit limited to two boxes. List as igneous, metamorphic or sedimentary. This class is open to those exhibiting either the third or fourth time at the fair.

5203 Display – 60 Rocks Display at least 60 rocks, minerals, or fossils, at least five of each. **15 must be collected during the current 4-H year.** Exhibit limited to two boxes. This class is open to those exhibiting the fifth time or more at the fair. List as igneous, metamorphic, or sedimentary.

Division V – 4-H Geology

5204 Geology Educational Exhibit - Exhibit relating to everyday living; or to a mineral test, a rock formation, geological history, species of fossil, forms of one mineral, a variation of one kind of rock, archeological artifacts or Indian artifacts. Exhibit limited to four feet of the table space or to no more than two exhibit boxes. Care should be taken to use durable materials that will withstand County and State Fair conditions. Exhibitor may show in the class regardless of number of times he/she has exhibited at the fair or whether exhibitor has entries in classes 5200, 5201, 5202, or 5203. Exhibitor may also exhibit in lapidary class.

5205 Minerology Display a minimum of 15 mineral specimens collected in Kansas, at least five of which have been collected during the current 4-H year. The minerals are to be grouped by mineral class (ie: Carbonates, Oxides, Silicates) and at least three classes must be represented. The member must use one standard display box (see #1). The specimens must be labeled with the number of the specimen, date collected, name of specimen, county where collected and chemical composition (ie: CaCO_3 for calcite) if known.

Lapidary

The lapidary will be judged on the following criteria:

Workmanship – 60 points

Presentation and Showmanship – 30 points

Accuracy of Information – 10 points

5300 Lapidary – Five varieties polished/five varieties unpolished Display at least 30 stones and minerals that will cut or polish. Five of the specimens must be collected by the member from the native site (not limited to Kansas). Polish 15 of the gemstones by tumbling. Label, giving identification of material and county where collected or state or county of origin for non-Kansas material.

5301 Lapidary – Before & After Display before-and-after examples of at least three varieties of specimens, at least two tumble-polished and two unpolished of each. There is no requirement that the 4-H'er collect any of these. Locales must be identified. Lapidary work should be done during the current 4-H year.

5302 Lapidary – Before & After Display before-and-after examples of at least six varieties of specimens, at least two tumble-polished and two unpolished of each. At least two varieties should be collected from the native site by the 4-H'er, at least one of which comes from Kansas. Locals must be identified. Lapidary work on at least three varieties should be done during the current 4-H year.

5303 Lapidary – Before & After Display before-and-after examples of at least 9 varieties of specimens, at least two tumble-polished and two unpolished of each. At least three varieties should be collected from the native site by the

Division V – 4-H Geology

4-H'er, at least two of which comes from Kansas. Locals must be identified. Lapidary work on at least three varieties should be done during the current 4-H year.

5304 Lapidary. Exhibit at least six specimens that have not previously been exhibited, which have received lapidary treatment. Lapidary treatment may consist of polishing, and end, face, or flat lapping. Specimens must represent at least three different varieties and include at least three cabochons of any size or shape, only one of which may be free-formed. A cabochon is a style of cutting in which the top of the stone forms a domed or curved convex surface. Three of the specimens must be mounted into jewelry findings.

Division W – 4-H Notebooks, Posters & Displays

NOTEBOOKS, POSTERS & DISPLAYS COMMITTEE

Katlyn Hlaus*

Jacob Hlaus

Special Rules:

1. Exhibits in this division must be based on any one of the 4-H project areas. One display may be exhibited per project in which member is enrolled.
2. Maximum size for posters and project exhibits is 22" H x 28" W x 18" D or standard tri-fold 3' H x 4' W. Poster exhibits need the following information, provided in the lower right corner: Name, Club and Project Area.
3. Notebooks exhibit should be in a loose leaf binder with the following information provided in the lower right corner of the front cover: Name, Club and Project Area.
4. Exhibits will be judged on general appearance, information and organization.
5. Must comply with state and federal laws.
6. Wildlife-The use of live animals is prohibited in exhibits.
7. Any project represented by three or more displays/notebooks will make their own class.

Club Notebooks

7000 *Club Notebook Club Notebook (Sec, Treas, Reporter, Historian)

Individual Notebooks, Posters & Displays

7001 Project Display

7002 Project Notebook

7003 Project Poster

Division X – 4-H Photography

PHOTOGRAPHY COMMITTEE

JR Kratzer*

Jacque Modrow

Meriah Modrow

Special Rules:

1. Exhibitor is limited to a total of **seven** entries in this division.
2. Photographs exhibited must be the result of the current year's project work by the 4-H member.
3. Photos are to be mounted across the narrow eleven inch dimension of the 11" x 12.5" sheet of white or cream studio mount. All photos must be no larger than 8" x 10" and no smaller than 7" x 9" after trimming. No square pictures are allowed. The top edge of the print must be one inch below the top of the mount. The sides of the print must be equal distance from the two sides of the mount. A permanent mount must be made by using photographic adhesive mounting. Remove white border from the enlargement before mounting. Studio mounts are available at the Extension Office. If the following mounting rules are not followed, the exhibit will not be able to go to State Fair: Photos must not be mounted on poster paper or tag board. Mounting rules are the same as for the Kansas State Fair.
Photo Display and Picture Story are not eligible for the State Fair and can be mounted on poster board or tag board.
4. No lettering is permitted on the front of the mount or on the photo; only on the form provided. No under lays or borders are to be used. No contact prints on front of mount.
5. **A photo will be lowered one ribbon placing if improperly mounted, if dating/time stamped appears on photo, or if borders are not removed before mounting.**
6. The exhibitor's name, address, and class should be written on the back of the mount.
7. The black and white class is for black and white only. Monochromatic pictures including sepia prints are considered color photos and must be entered in the appropriate color photo class.
8. To protect exhibits from dust and moisture, it is strongly recommended that photos be placed in a two-gallon zip top bag.
9. Champion and Reserve Champion will be awarded in each age category. A Grand and Reserve Grand will be named from the Champions.
10. All photo entries, except for Photo Display and Picture Display, must be enlargements no larger than 8" x 10" but no smaller than 7" x 9".
11. Appropriate photo subject matter: Photographic subject matter is expected to follow 4-H standards. For a sense of prohibited subject matter, review the Kansas 4-H Member Code of Conduct; in general, if it is not allowable at a 4-H event, it is not allowable in a 4-H photograph at the fair. Photos with live subject(s) on railroad right away or taken from railroad right of way property

will not be displayed in Kansas 4-H Photography and will be disqualified and not judged.

Photography

4800 Color Photo Color photos taken by a 4-H member with three years or less in the project. (**NOT eligible for KSF**)

4801 Color Photo Color photos taken by a 4-H member with four to seven years in the project.

4802 Color Photo Color photos taken by a 4-H member with eight or more years in the project.

4804 B&W Photo Black and white photos all levels of experience. (Black and white prints only)

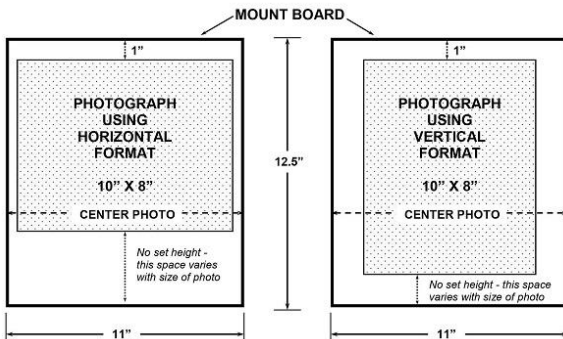
4805 Computer Digital Composite Images.

4806 Video Video made by 4-H member. Limited to five minutes.

4800A *Photo Display A display of one to three of their best photos, color or black and white. May either be 3" x 5" or 4" x 6" snapshots.

4800B *Picture Story A Picture Story not to exceed three snapshots that tell a story without cut lines or captions, color or black and white.

PHOTO DISPLAY INSTRUCTIONS



Division Y – 4-H Shooting Sports

SHOOTING SPORTS COMMITTEE

Tim Hays*

Trenton Hays

Teagan Schepmann

Trent Schepmann

Special Rules:

1. Exhibits in this division are open to educational displays or promotional posters. Follow copyright laws as explained in the General Rules as you are

preparing your exhibit. Take care to select durable materials to withstand fair conditions.

Educational Display: must be the standard tri-fold board ONLY, must not exceed standard tri-fold: 4' wide x 3' tall

Promotional Posters: must be flat and no larger than 22" x 28"

THE EXHIBIT SIZE RULE WILL BE STRICTLY ENFORCED! Exhibits exceeding the size guidelines will be penalized on ribbon color.

2. EXHIBITORS MUST COMPLY WITH STATE AND FEDERAL LAWS AND KANSAS STATE FAIR MANAGEMENT POLICIES. No "live" ammunition containing propellant or explosive powders may be used in any display! Artistic substitutes must be used in lieu of powder and "live" ammunition. Please remember that the Fair Association and Extension Office are liable for the loss or damage of any personal property included as part of your display.
3. Name, county or district, age, and year in project should be in a prominent location on the exhibit.
4. Exhibits will not be accepted if they are related to reloads.
5. Displays and posters will be judged in the following points;

Stopping Power 15 points

Is the main idea specific?

Is the idea presented clearly, simply, forcefully?

Interest, Holding Power 15 points

Does the exhibit give the observer additional facts in a clear, concise informative way?

4-H Project application 15 points

Mechanical Power 5 points

Correct letter size, pleasing color combination, appropriate symbols and models?

Personal Growth 25 points

How much knowledge was gained by exhibitor?

Education Value 25 points

Knowledge shared?

Total 100 points

Shooting Sports

6200 Educational Display Educational Display-Must be directly related to the 4-H Shooting Sports Project (standard tri-fold boards only, no larger than 3' x 4')

6201 Promotional Poster Promotional Poster-Must promote 4-H Shooting Sports (Flat poster no larger than 22" x 28")

Division Z – 4-H STEM

SPACE TECH COMMITTEE

Tim Hays

Caleb Hays

ROCKETS – *Special Rules:*

1. All kit & original rockets must conform to the State Fair Requirement. Please see the Extension Office for State Fair Guidelines.
2. Each exhibitor may enter two rockets constructed during the current year. If two rockets are entered; one rocket must be entered as a "kit" and the second rocket must be entered as a "designed by exhibitor" rocket. The rocket must have been flown. Each rocket exhibited must be able to stand freely by itself or be supported on a wooden base not to exceed 3/4" thick x 8" square for small and medium size rockets. Wooden or metal support rods must not extend past the tip of the nose cone. Support rods must remain in the upright position. **DO NOT ANGLE. (Do not submit on a launch pad).**
3. Each entry must be accompanied by an entry card containing member's name, address, club and number of year's participation in the STEM project.
4. Each exhibitor is required to complete the "4-H STEM Rocketry Exhibit Information Form" available at the Extension Office. The report that accompanies the rocket must be limited to this form which is glued to a 10" x 13" envelope. Plans (or a photocopy) must be placed inside the envelope. This includes original design rockets. If a rocket kit has been modified structurally, notations need to be given indicating the changes made. One or more photographs of the rocket at the launch site are required. Photographs showing the rocket at the moment of ignition are preferred. Photographs should be mounted on one side of 8½" x 11" page.
5. In judging entries, the display method will NOT be considered. Judging WILL be based on quality of workmanship, and quality of finish.
6. Engines and igniter are not permitted with the exhibit.
7. Plans (or a copy of) must be placed inside the envelope. One or more photographs of the rockets at the launch site are required with the exhibit. Photographs showing the rocket at the moment of ignition is preferred. Place one 8½" x 11" page of photographs, only one side covered, inside the envelope.
8. Angles of the fins must fall with a plus or minus two degrees variation.
9. Exhibit must be uniformly painted, smoothly finished, have decals applied smoothly, and be properly assembled according to accompanying plans.
10. Beginner kits with prefabricated fin assemblies and pre-finished rockets requiring no paintings are NOT acceptable and will be given a participation ribbon.
11. Exhibitors who exhibit a rocket using a size E engine or larger will be required to provide National Association of Rocketry (NAR) membership number on the exhibit information sheet.
12. If a burn ban is in effect for the county, exhibitors are NOT required to

launch the rocket.

13. Flight damage is to be documented by the participant on construction plans of information form. Judging of flight damage is to be secondary to all other aspects of the model.
14. Rocket launch at the fair will be at the discretion of superintendent pending weather and if burn ban is in effect.

STEM (Rocket)

- 5520A STEM – Rocket** Rocket (kit) exhibitors 7-8 years of age (NOT KSF eligible)
- 5520 STEM – Rocket** Rocket (kit) exhibitors 9-13 years of age
- 5521 STEM – Rocket** Rocket designed by exhibitor, 11-13 years of age
- 5525 STEM – Rocket** Rocket made from kit, exhibitor 14 years and older
- 5526 STEM – Rocket** Rocket from original materials (no kit parts) 14 years and older
- 5527 STEM – Rocket** Rocket designed by exhibitor; alternative skins 14 years and older
- 5530 STEM – Rocket** Rocket designed by two or more exhibitors; 11 years and older; not a kit modification.
- 5535 STEM – Rocket** High Power Rocket made from kit; 14 year and older.
- 5537a STEM – Rocket** Scale Model Rocket made from kit. Include plans. Exhibitors 7-8 years of age (NOT KSF eligible)
- 5537 STEM – Rocket** Scale Model Rocket made from kit. Include plans. Exhibitors 9-13 years of age
- 5538 STEM – Rocket** Scale Model Rocket designed by exhibitor: not merely a modification of an existing kit. Include original plans and stability testing. Exhibitors 11-13 years of age
- 5539 STEM – Rocket** Scale Model Rocket made from kit. Include plans. Exhibitor 14 years and older
- 5540 STEM – Rocket** Scale Model Rocket designed by exhibitor: not merely a modification of an existing kit. Include original plans and stability testing. Exhibitor 14 years and older

ROBOTS- Special Rules:

1. All kit & original robots must conform to the State Fair Requirement. Please see the Extension Office for State Fair Guidelines.
2. Each exhibitor may enter three robots constructed during the current year. Only one robot may be entered for each type of construction (kit, original, modified).
3. Each entry must be accompanied by an entry card containing member's name, address, club and number of years in the robotics project.
4. Each exhibitor is required to complete the "4-H STEM Robotics Exhibit Information Form" which is available at the Extension Office. This form

Division Z – 4-H STEM

must be attached to the outside of a 10" x 13" manila envelope. The exhibit must include written instructions for operation, construction plans, one to three pages of project photographs or a five minute CD, DVD or video presentation, and robot programming information, if applicable. This information should be placed inside the 10" x 13" manila envelope mentioned above. Robots that include weaponry of any kind will be disqualified.

5. The robot must be operational and perform the task for which it was designed.
6. In judging entries, the display method will NOT be considered. Judging will be based on the operation, and the explanations of the functions of the robot.
7. Each exhibitor must be able to demonstrate how the robot operates and explain what is occurring with the robot and why.
8. Each robot must be free-standing, without the need for additional supports in order to be moved or exhibited.
9. Robot dimensions should not exceed 2' H x 2' W x 2' D. Weight may not exceed **15** pounds.
10. All electric components of the robot must be adequately covered or concealed with a protective enclosure. Paper is NOT considered an adequate enclosure or covering for electrical components.
11. Robots must be powered by an electrical, battery, water or solar source only. Robots powered by fossil fuels/flammable liquids will be disqualified. All robots must include an on/off switch for operation. No remote control devices will be allowed.

DEFINITIONS:

1. Kit Construction–Purchase a robotic kit and assemble exactly as instructed.
2. Modified Kit Construction–Purchase a robotic kit and assemble with minor changes.
3. Original Construction–Design and build your own robot or purchase kit and make major changes.
4. Two types of robots: Tethered robots are hard wired or radio controlled by the operator. Autonomous robots are not tethered, but with on board programmable decision/command and control.
5. Novice Category: Concept Illustration–This category would focus on the pre-requisite knowledge for robot construction. Illustrating the concepts utilized by robots. An apparatus may include several concepts and their potential applications explained. Focus is on Illustration of the concept, not necessarily a "robot." **For 4-H members with 1- 2 years in project.**
6. Intermediate Category: Concept Application–The explanations of the novice category must be included at this level. Focus is on the application of concepts in an apparatus. Novice concepts applied in an apparatus (i.e. kit).

Division Z – 4-H STEM

This would be a functioning apparatus, illustrated, and explained in a written narrative. This apparatus could be remote controlled (radio or tethered) with or without on board logic/decision making capabilities. **For 4-H members with 3-4 years in project.**

7. Professional Category: Self-Contained, Self-Controlled Robots–Focus is on totally independent robots operating without any interventions performing tasks requiring on board logic choices. Parameters of task and operation must be clearly stated in a narrative. All aspects of operation must be explained. The apparatus needs to illustrate the application of the Novice and Intermediate levels described above. **For 4-H members with 5 or more years in project.**

STEM (Robot)

- 5505 STEM – Robot** Novice Category: Robot made from commercial (purchased) kit
- 5506 STEM – Robot** Novice Category: Robot designed and constructed by exhibitor
- 5507 STEM – Robot** Novice Category: Programmable robot made from a purchased kit
- 5509 STEM – Robot** Intermediate Category: Robot made from commercial (purchased) kit
- 5510 STEM – Robot** Intermediate Category: Robot designed by exhibitor
- 5511 STEM – Robot** Intermediate Category: Programmable robot made from a purchased kit
- 5513 STEM – Robot** Professional Category: Robot made from a commercial (purchased) kit
- 5514 STEM – Robot** Professional Category: Robot designed by exhibitor
- 5515 STEM – Robot** Professional Category: Programmable robot made from a purchased kit
- 5517 STEM – Robot** Robots designed and constructed by two or more exhibitors
- 5519 STEM – Robot** Novice Robot designed and constructed by exhibitor operated by a remote control device
- 5543 STEM – Robot** Novice Junk Drawer Robotics
- 5544 STEM – Robot** Intermediate Junk Drawer Robotics
- 5545 STEM – Robot** Professional Junk Drawer Robotics
- 5546 STEM – Robot** Intermediate Robot designed and constructed by exhibitor and operated by a remote control device
- 5547 STEM – Robot** Professional Robot designed and constructed by exhibitor and operated by a remote control device

Division Z – 4-H STEM

STEM (Educational Exhibits, Posters, Notebooks and Display boards)

- 5508 STEM** Novice Robotics Educational Display
- 5512 STEM** Intermediate Robotics Educational Display
- 5516 STEM** Professional Robotics Educational Display
- 5518 STEM** Team Robotics Educational Display
- 5522 STEM** Rocketry Educational Display; age 9-13
- 5523 STEM** Rocketry Notebook; age 9-13
- 5524 STEM** Rocketry Posterboard; age 9-13
- 5528 STEM** Novice Robotics Educational Notebook
- 5529 STEM** Novice Robotics Educational Poster
- 5531 STEM** Rocketry Educational Display; age 14+
- 5532 STEM** Rocketry Notebook; age 14+
- 5533 STEM** Rocketry Posterboard; age 14+
- 5536 STEM** Intermediate Robotics Educational Notebook
- 5534 STEM** Intermediate Robotics Educational Poster
- 5542 STEM** Professional Robotics Educational Notebook
- 5548 STEM** Professional Robotics Educational Poster
- 5549 STEM** Team Robotics Educational Notebook
- 5541 STEM** Team Robotics Educational Poster

STEM (AG MECHANICS)

1. 4-H members must be currently enrolled in the Kansas 4-H STEM – Ag Mechanics (Welding) project to exhibit in this division.
2. Each exhibitor may enter one exhibit per class. Exhibits must have been constructed or repaired during the current 4-H year.
3. Total exhibit dimensions should not exceed 3 feet high, by 3 feet wide, by 3 feet deep. Total exhibit weight may not exceed 150 pounds (movable by a team of 2 people)
4. Wheeled exhibits must utilize a breaking mechanism which prevents the exhibit from freely rolling while on display
5. Each exhibit must be free-standing or sufficiently supported by an exhibitor supplied support system that is moveable and is part of the total demission's and weight of the exhibit as described previously. Exhibit boards should have a portable and moveable base. No exhibits may be staked to the ground for display.
6. Top heavy items should be braced or placed in a stand sufficient to prevent it from toppling over while on display
7. Exhibits may not be bound, affixed, attached to the buildings, except by the superintendent or Extension Staff.
8. Painting or spot painting is not allowed on projects after arrival on fairgrounds. If wet paint is detected by judges or superintendents one ribbon placing will be deducted.
9. Repair projects having adequate original finish need not be repainted

Division Z – 4-H STEM

10. Cutting surfaces, such as blades or knives, are to have a protective covering over them to prevent injury. The covering should be easily removed and reinstalled for judging. Foam “pool noodles” and multiple layers of cardboard are acceptable.
11. Exhibits that include weaponry of any kind will be disqualified. Weaponry is defined as any instrument, possession, or creation, physical and/or electrical that is intended to be used to inflict damage and/or harm to individuals, animal life, and/or property.
12. If the exhibit is powered by flammable liquids (gas, propane, kerosene, etc.) the fuel tank and lines should be drained and allowed to dry, to avoid spills and potential fires
13. Electric powered (battery, corded, solar, or alternative energy) should have a primary shutoff or disconnect switch
14. If a safety violation is noted by the judges, superintendent, or other staff, the exhibitor’s exhibit, at the judges’ discretion, will receive a deduction in ribbon placement or a participation ribbon
15. The exhibitor’s name(s) and county or district must be tagged or labeled in a prominent location on the display
16. Each exhibit must include an Ag Mechanics information packet. Entry of just a packet without an accompanying exhibit is not a sufficient exhibit.
17. Each exhibitor is required to complete the “4-H STEM Ag Mechanics Exhibit Information Form” which is available through your local K-State Research and Extension office or at www.STEM4KS.com. This form must be attached to the outside of a 10” x 13” manila envelope. Do not tie the envelope to the exhibit.
18. Each exhibit information packet should include the following items:
 - a. Bill of materials for the project with associated costs, scrap items used may be listed as having a \$0.00 cost
 - b. 1 to 5 pages of photos showing work on the exhibit, preferably from a beginning state to final or completed state
 - c. If appropriate schematics or working drawings relating to the creation or repair
 - d. If appropriate operating instructions

STEM (AG MECHANICS)

Introductory - Level 1 classes (1 - 3 years of experience)

5550 STEM – Ag Mechanics Welding display board – a 3 foot by 3 foot display board with different pieces of metal attached illustrating different types of welds, each weld being labeled

5551 STEM – Ag Mechanics Level 1 Welding ag repair – repair of ag equipment with welding

5552 STEM – Ag Mechanics Level 1 Welding ag fabrication – creation of new ag equipment with welding

Division Z – 4-H STEM

- 5553 STEM – **Ag Mechanics** Level 1 Welding general repair – repair of non-ag equipment with welding
- 5554 STEM – **Ag Mechanics** Level 1 Welding general fabrication – creation of non-ag equipment with welding
- 5555 STEM – **Ag Mechanics** Level 1 Welding artistic fabrication – creation of artistic or interpretive pieces with welding
- 5556 STEM – **Ag Mechanics** Level 1 Brazing repair
- 5557 STEM – **Ag Mechanics** Level 1 Brazing fabrication
- 5558 STEM – **Ag Mechanics** Smithing display board – a 3 foot by 3 foot display board with different pieces of forged metal attached illustrating different forms, each form being labeled
- 5559 STEM – **Ag Mechanics** Level 1 Smithing – A design forged with at least one formed element (twists or spirals for example)

Experienced – Level 2 classes (4 - 6 years of experience)

- 5560 STEM – **Ag Mechanics** Level 2 Welding ag repair – repair of ag equipment with welding
- 5561 STEM – **Ag Mechanics** Level 2 Welding ag fabrication – creation of new ag equipment with welding
- 5562 STEM – **Ag Mechanics** Level 2 Welding general repair – repair of non-ag equipment with welding
- 5563 STEM – **Ag Mechanics** Level 2 Welding general fabrication – creation of non-ag equipment with welding
- 5564 STEM – **Ag Mechanics** Level 2 Welding artistic fabrication – creation of artistic or interpretive pieces with welding
- 5565 STEM – **Ag Mechanics** Level 2 Brazing repair
- 5566 STEM – **Ag Mechanics** Level 2 Brazing fabrication
- 5567 STEM – **Ag Mechanics** Level 2 Smithing – A design forged with at least two different formed elements (twists and spirals for example)

Advanced – Level 3 classes (7 - 9 years of experience)

- 5570 STEM – **Ag Mechanics** Level 3 Welding ag repair – repair of ag equipment with welding
- 5571 STEM – **Ag Mechanics** Level 3 Welding ag fabrication – creation of new ag equipment with welding
- 5572 STEM – **Ag Mechanics** Level 3 Welding general repair – repair of non-ag equipment with welding
- 5573 STEM – **Ag Mechanics** Level 3 Welding general fabrication – creation of non-ag equipment with welding
- 5574 STEM – **Ag Mechanics** Level 3 Welding artistic fabrication – creation of artistic or interpretive pieces with welding
- 5575 STEM – **Ag Mechanics** Level 3 Brazing repair
- 5576 STEM – **Ag Mechanics** Level 3 Brazing fabrication

Division Z – 4-H STEM

5577 STEM – Ag Mechanics Level 3 Smithing – A design forged with at least three different formed elements (twists, spirals, and bulbs for example)

Master – Level 4 classes (10 or more years of experience)

5580 STEM – Ag Mechanics Level 4 Welding ag repair – repair of ag equipment with welding

5581 STEM – Ag Mechanics Level 4 Welding ag fabrication – creation of new ag equipment with welding

5582 STEM – Ag Mechanics Level 4 Welding general repair – repair of non-ag equipment with welding

5583 STEM – Ag Mechanics Level 4 Welding general fabrication – creation of non-ag equipment with welding

5584 STEM – Ag Mechanics Level 4 Welding artistic fabrication – creation of artistic or interpretive pieces with welding

5585 STEM – Ag Mechanics Level 4 Brazing repair

5586 STEM – Ag Mechanics Level 3 Brazing fabrication

5587 STEM – Ag Mechanics Level 4 Smithing – A design forged with at least four different formed elements (twists, spirals, and bulbs for example)

STEM ARCHITECTURAL BLOCK CONSTRUCTION (LEGOS)

1. 4-H members must be currently enrolled in the Kansas 4-H STEM – Architectural Block Construction project to exhibit in this division.
2. Each exhibitor may enter one exhibit. Exhibits must have been constructed during the current 4-H year.
3. Total exhibit dimensions may not exceed 2 feet high, by 2 feet wide, by 2 feet deep.
4. All exhibits should be placed in a sturdy see through enclosure with a top, bottom, and 4 sides. A fish tank would be an acceptable enclosure. This is to keep exhibit parts from being “scattered to parts unknown” at the fair. The outer dimensions of the enclosure are part of the total exhibit dimensions.
6. All components used in construction should be dust free, clean, free of chips, scuffs, or cracks
7. The primary building component should be interlocking blocks, commonly referred to by the brand name of Lego®
8. Other architectural components can be integrated into dioramas to illustrate architectural aspects that may be difficult to convey with traditional interlocking blocks
9. The use of existing “store bought” sets for major architectural elements of the display is not allowed, use of figurines from sets is allowed as are using individual bricks to create something different than the architectural component of the set it came from.

Division Z – 4-H STEM

10. Displays must have significant architectural components (walls, windows, doors, roofs, canopies flying buttresses, etc.), landscapes are discouraged
11. Architectural elements should have a consistent look, walls with no pattern or consistency will be deducted one ribbon placing
12. Gaps or cracks should not be visible between assembled blocks
13. Doors should open and close, windows can be either fixed or open and close.
14. Vehicles that are intended to stay in a single place should be affixed to base plates with sticky tack, hot glue, or other method
15. Reveals that show the inside of a structure are acceptable, such as only having three walls to allow an unobstructed view into a room.
16. Mechanical enhancements or motion elements that add motion to the diorama are acceptable and encouraged. If used judges should be able to use them and instructions should be provided for operation.
17. Artistic designs with no architectural design/components are not permitted and two ribbon placings will be deducted
18. The exhibitor's name(s) and county or district must be tagged or labeled in a prominent location on the display
19. Each exhibit must include an Architectural Block Construction information packet. Entry of just a packet without an accompanying exhibit is not a sufficient exhibit.
20. Each exhibitor is required to complete the "4-H STEM Architectural Block Construction Exhibit Information Form" which is available through your local K-State Research and Extension office or at www.STEM4KS.com. This form must be attached to the outside of a 10" x 13" manila envelope. Do not tie the envelope to the exhibit.
21. Each exhibit information packet should include the following items:
 - a. At least one drawing of the desired architecture on graph paper, multiple views (top, front, side) are preferred
 - b. 1 to 5 pages of photos showing work on the exhibit, preferably from a beginning state to final or completed state
 - c. If appropriate operating instructions for mechanical portions of the diorama

Introductory - Level 1 classes (1 - 3 years of experience)

5710 STEM – Block Construction Diorama illustrating at least 2 architectural features beyond floors, ceilings, and walls

Experienced – Level 2 classes (4 - 6 years of experience)

5711 STEM – Block Construction Diorama illustrating at least 4 architectural features beyond floors, ceilings, and walls, and includes 1 or more motion elements

Advanced – Level 3 classes (7 - 9 years of experience)

5712 STEM – Block Construction Diorama illustrating at least 6 architectural features beyond floors, ceilings, and walls, and includes 2 or more motion elements

Division Z – 4-H STEM

Master – Level 4 classes (10 or more years of experience)

5713 STEM – Block Construction Diorama illustrating at least 8 architectural features beyond floors, ceilings, and walls, and includes 3 or more motion elements

Division AA – 4-H Visual Arts

VISUAL ARTS COMMITTEE

Christina Vague*

Paula Gray

Sage Gray

Josie Kueser

Katie Kueser

Ashlyn Schwerdtfeger

Michelle Schwerdtfeger

Special Rules:

1. Exhibitors limited to a total of six entries, but only one school-made exhibit.
2. A Champion and Reserve Champion will be picked from each age class if deserving. Grand Champion overall will be selected.
3. Articles exhibited must be an original design created by the exhibitor.
4. All visual arts exhibits are evaluated using a visual arts rubric, which takes into account correct use of design elements, craftsmanship, and creativity.
5. Bring entries at the time they are to be judged.
6. All exhibits which need to be hung (including all fine arts) must have a wire or saw tooth hanger attached (no string or tape). If necessary hardware is not attached, it will be deducted a ribbon and will not be displayed.
7. If exhibit has been made from a kit, it must be stated on the entry card (**KITS ARE NOT STATE FAIR ELIGIBLE**)
8. The judges will choose up to FIVE entries to advance to the State Fair competition. State Fair eligibility will be determined by Champion and Reserve Champion in the Intermediate and Senior categories, plus one more purple ribbon quality piece. (members must be at least 9 years old by January 1 in order to take entries to the state level).
9. Firearms and weapons are not eligible exhibits.
10. Each class had a subdivision that will need to be indicated when enrolling in Fair Entry.

A. Fine Arts

Oil, chalk, charcoal, dyes, pastels, pencil, ink, acrylic, or watercolor on canvas, canvas board, paper, wood, metal, or textiles, framed as a picture, prepared for hanging. Stretched canvas art on a wooden frame is considered prepared for hanging provided that frame has a hanger.

B. Clay and Ceramics

Any original item made of clay; may be fired or unfired, hand formed, or thrown on a wheel. Self-hardening, fire/oven-cured, and/or cornstarch

Division AA – 4-H Visual Arts

clays are acceptable. Items can include, but are not limited to, clay statues, bowls, etc.

C. Leather and Jewelry

Any leather stamping, carving, tooling, lacing, or stitching piece or any jewelry piece made from any medium are acceptable exhibits.

D. Three-Dimensional

The piece must be observable on at least three sides and should be either free-standing or prepared to be hung. Craft and pre-formed or assembled projects are not acceptable.

E. General Crafts

This category incorporates miscellaneous pieces that do not correspond to the four, above-mentioned categories.

Copyright *Kits and preformed molds are not considered original and are not acceptable in any Visual Arts Class. Combining parts of different patterns (pictures, photographs, images from the internet or a magazine) with the member's own ideas can result in an original design, but simply changing the color, pattern, and/or size of a pattern does not make the design original. If you create a replica of what you see somewhere else (i.e. Pinterest), it is not your original design. If a photo, sketch, or other idea source was used, submit it with your entry, firmly attached to your exhibit.

Visual Arts

4500 Junior	Junior
4500 Intermediate	Intermediate
4500 Senior	Senior

Division BB – 4-H Wildlife

WILDLIFE COMMITTEE

Tim Hays*

Katlyn Hlaus

A member may make only one entry in this division.

Exhibitors must comply with state and federal laws. It is illegal to possess threatened or endangered wildlife, or the feathers, nests, or eggs of non-game birds. Game birds and game animals taken legally during an open season may be used. The use of live wild animals in educational exhibits is prohibited.

5400 Notebook. Contents pertain to some phase, results, story, or information about the wildlife project

Division BB – 4-H Wildlife

5401 Promotional Poster. Must be related to something learned in the wildlife project. (Flat poster board or foam board no larger than 22" x 28")

5402 Educational Display. Must be directly related to the wildlife project. Maximum tri-fold size is 3' x 4'.

5403 Taxidermy/Tanning Exhibit. Should include an attachment that shows the work in progress through photos with captions, or a detailed journaling of the process.

Division CC – 4-H Woodworking

WOODWORKING COMMITTEE

Katlyn Hlaus*

Jacob Hlaus

Paxton Huseman

Special Rules:

1. In judging woodwork articles, consideration is given to:
 - Usefulness
 - Workmanship
 - Design
 - Choice of wood
 - Suitability and quality of finish
2. EACH ARTICLE EXHIBITED MUST BE ACCOMPANIED BY THE PLANS, BLUE PRINT OR WORKING DRAWING USED FOR CONSTRUCTION. Label each article showing intended use. Designate on the entry if the article is original or kit-construction.
3. Label each article giving owner's name, address, club and name of article. Label placed with masking tape or tied to exhibit is preferred.
4. 4-H member is limited to five entries in this division. One school made entry will be permitted.
5. Woodworking exhibits consist of woodwork article for farm and shop use, lawn furniture, household furniture, other woodwork article not included in the above, piece of repaired and refinished furniture (a brief explanation of the work completed must be attached to the exhibit) or any article made from a kit.
6. Projects from a kit are not eligible for State Fair exhibit.

Woodworking

4700 Article for Farm or Shop Use

4701 Furniture for Household or Lawn Use

4702 Other Woodwork

Thank You

To all of the 2020 Premium Auction Buyers, your support of 4-H livestock and foods projects is much appreciated! THANK YOU!

American Ag Credit
Austin & Anthony Rathbun
Bennington State Bank
BZ Bee, Inc.
Calm Creek Carriers
Carrico
Central Prairie Coop
Citizen's State Bank & Trust
Crop Service Center
Ellinwood Tank Service
Ellsworth Animal Hospital
Ellsworth Co-Op
First Bank Kansas
Geiger Cattle
Great Bend Co-Op
Green Garden Angus
Gulf Coast Measuring Services, Inc.
Janssen Hog Farms
Janssen Ranch
Kan-Equip
Lazy HH
Mike & Dawn Olson
Peterson & Staudinger
Russell Livestock
Sherman, Hoffman & Hoffman
Thielan Family Farms
Wilson Winners
Marquette Farmers State Bank