

2025 **Ellsworth County**

Open Class Fair

July 17 - July 24

*Exhibits at Ellsworth Health and
Recreation Center*

221 W Douglas Ave, Ellsworth, KS 67439



\$250 Cash could be yours!

Each person that enters the Open Class Fair
will be put into a drawing for cash prizes.

One person will win \$250 and another will win \$150.

Overall Division winners will receive the following: (ex: Foods, Clothing, Arts/Crafts, Horticulture, Photography, etc.):

1st Place Junior: \$20

1st Place Senior: \$20

2nd Place Junior: \$10

2nd Place Senior: \$10

3rd Place Junior: \$5

3rd Place Senior: \$5

Seniors: 15 years of age and older Juniors: up to 14 years of age

**Follow us on Facebook
@ Ellsworth County Fair Association**

Table of Contents

	Page Number
Prizes	1
Fair Superintendents	3
List of the Divisions	4
Schedule of Events	5
Open Class General Rules	6
Divisions (Check Each Division for Specific Rules)	
A-Foods	7-8
B-Food Preservation	9
C-Wearing Apparel	10
D-Needlework	11
E-Horticulture	12-13
EE-Biggest, Tallest, Oddly Grown Contest	14
F-Crops	15
G-Arts and Crafts	16
H-Woodworking	17
I-Floriculture	18
J-Photography	19-20
K-Ag/Industrial Technology	21
L- Project Oops (Flops)	22
Tag-Along Livestock	23-25

Kansas State University Agricultural Experiment Station and Cooperative Extension Service
K-State Research and Extension is an equal opportunity provider and employer.

Open Class Fair Superintendents

Help is needed for ALL Divisions of the Open Class Fair. To volunteer, contact Midway Extension District, Ellsworth Office at 785.472.4442 or Bev Westerman 785.472.1217 or Jenna Zamrzla 785.531.1962.

Volunteers include: Liz Donley, Lesta May, Joyce Weeden, Mary Jo Huseman, Nicole Haase, Amy Westerman, Julie Nienke, Jeanne Haase, Judy Scritchfield, Mike and Jeanne Plett, Kara Hays, Brenda Koralek, Callie Kubick, Natalie Wilson, Kristin Haase, Taylor Schneider

Co-Chairs: Bev Westerman and Jenna Zamrzla

Tag-Along Livestock

Delane Janssen
Clayton Huseman
Sharla Huseman
Katie Kueser
Sarah Goss

Open Class Division List

When you bring your exhibit to the check-in table, you will receive a label for each exhibit. Then, take exhibit to appropriate division table and the supervisor will put the label on for you and put in the designated area.

For 2025 we will have a Junior/Senior Division in the following categories:

Division A:	Foods Exhibit
Division B:	Food Preservation
Division C:	Clothing Exhibit
Division D:	Needlework-Quilt
Division E:	Horticulture Exhibit
Division EE:	Biggest Contest
Division F:	Crops Exhibit
Division G:	Arts & Crafts Exhibit
Division H:	Woodworking Exhibit
Division I:	Floriculture Exhibit
Division J:	Photography Exhibit
Division K:	Ag Industrial Technology Exhibit
Division L:	Project Oops (Flops)

Schedule of Events

THURSDAY, JULY 17

6:30 p.m.....Meeting with all Committee members

MONDAY, JULY 21

6:30 p.m.....Set Up Open Class Fair: All Committees assist

7:00 - 9:00 p.m.....Check In Open Class Exhibits

TUESDAY, JULY 22

8:00 - 9:30 a.m.....Check In Open Class Exhibits

10:00 a.m.....Open Class Judging

WEDNESDAY, JULY 23

8:00 a.m. - 9:00 p.m.....Exhibits Open to Public

Rabbit and Poultry Tag-Along after Swine Show on Wednesday

THURSDAY, JULY 24

8:00 a.m. - 7:00 p.m.....Exhibits Open to Public

9:00 a.m.Open Class Tag-Along

Show:

Bucket calf, goat, sheep and swine

1:00 p.m.....Livestock Judging Contest

7:00 p.m...Random Drawing and Division Prizes will be announced
in the 4-H barn

7:15-9:00 p.m.Open class exhibit pick up

9:00 p.m.Clean Up: All Committees assist

Open Class Fair Rules

1. Exhibits of Fair Divisions will be judged in the following two categories and entry card must show age of Junior exhibitor:

Junior - green entry card – up to 14 years of age

Senior - yellow entry card – 15 years of age and over

2. Exhibits made in school or other organizations will be allowed to enter.
3. Rules must be followed, or entry will be disqualified.
4. All exhibitors must check in by getting a label at the entry table.
5. Exhibitors won't be limited to entries per category for 2025.
Like items can only be shown in one category. Example: You cannot bring two petunias but you can bring one petunia and one zinnia.
6. **Any article that was previously judged or exhibited at any Ellsworth County Open Class Fair or 4-H Fair may not be exhibited again.**
7. The exhibit must be the work of the exhibitor.
8. All entries shall be entered during the check in times outlined in the schedule. **NO EXCEPTIONS!!!**
9. All entries will be on display in the Ellsworth Armory.
10. **All entries are to be released Thursday evening, between 7:15 – 9:00 p.m. Prize money will be awarded at 7:00 p.m. in the 4-H Barn. Exhibitors removing entries before this time must forfeit awards.**
11. 1st place, 2nd place and 3rd place will be awarded a cash prize on each division for both the junior and senior divisions. **The biggest contest will be awarded cash prizes.**
12. **ALL POSSIBLE CARE WILL BE TAKEN OF THE EXHIBITS, BUT THE COMMITTEE IN CHARGE WILL IN NO CASE BE RESPONSIBLE FOR ANY LOSS OR DAMAGES SUSTAINED.**
13. "The Biggest Contest" has no age divisions.
14. Items on display cannot be sold or advertised.

Division A – Foods

Division Rules:

- A. Place foods on carefully wrapped, flat surface CARDBOARD covered with aluminum foil or on firm, disposable plates for small items.
- B. All foods must be in a clear, fly proof plastic bag. Securely seal bag.
- C. Commercial mixes are not to be used.
- D. The entire exhibit will be put on display after it is judged.
- E. All cakes must be baked in an 8" or 9" round or square pan unless otherwise specified (no 9x13" pans).
- F. All unfrosted cake should be **UPRIGHT POSITION (must have top showing)**. Do not invert.
- G. For food safety purposes any food with custard and cream cheese type fillings and frostings, flavored oils, “canned” bread or bread or cakes in a jar will not be accepted. Refer to K-State Research and Extension Publication ***Food Safety Guidelines for Fair Exhibits***, for information to help you make informed, safe food exhibit decisions.
- H. **Please bring the recipe with item.**

Listed below are examples, in parentheses you will see the quantity of that item you should bring:

Yeast Breads -

Loaf Yeast Bread

Loaf French Bread

Dinner Rolls (5)

Kolaches (5)

Unfrosted Cinnamon Rolls (5)

Doughnuts (5)

Shaped Breads

Any Gluten-free yeast bread item (**include recipe**)

Other (**include recipe**)



Bread making Machine -

All Types

Quick Breads - These products are not to contain yeast.

Coffee Cake (8"square pan)

Muffins (5)

Biscuits (5)

Doughnuts (5)

Quick Bread Loaf

Other (recipe included)

Division A – Foods continued

Cakes -Angel Food & Sponge cakes must have top showing.

Do not invert on flat surface

2 layers, frosted

Angel Food (unfrosted)

Sponge (unfrosted)

Cake Mix

Single Layer Cake

Cupcake (frosted or unfrosted) (5)

Other

Cookies

Drop (5) (dough is dropped by teaspoonfuls)

Molded (5) (dough is rolled between palms of hands into desired shapes)

*Bar (5) (dough is spread in a pan, baked, cooled and cut into bars or squares)

Rolled (5) (dough is chilled, rolled with rolling pin, and cut with cookie cutters)

Refrigerator (5) (dough is shaped into rolls and chilled before cutting into slices)

No-Bake Cookies (5)

Gluten Free Cookies (5)

Brownies (5)

Decorated Party (5) (judged on appearance only)

Other (5)

Pies

Double Crust

Crumble Crust

Single Crust

Candy

All (7)

Decorated Cakes

Decorated Cake (judged on appearance only)

Decorated Cupcakes (judged on appearance only)

Division B – Food Preservation

Division Rules:

- B. All jars must have flat lid with ring band.
- C. Jams & jellies will be opened; all other items are judged on appearance only.
- D. Standard **CLEAR GLASS** canning containers must be used.
- E. Recommended method of processing must be used. Open kettle processed foods will not be accepted. Pickles and sweet spreads must be finished by the water bath process; low acid products must be pressure processed.
- F. On “Other” class designate on entry card the content.
- G. Lids should match the jar - same brand name. i.e. ball to ball
- H. **Each jar exhibited must be labeled with uniform label placed one inch from the base of jar. Label must not cover brand name of jar. You can pick these up at Extension Office or they will be available at the check-in table. The label must give:**

Product _____ Canning Method _____ Process Time _____

Listed below are examples:

Jelly

All Types

Jams, Preserves, and Marmalades

All Types

Pickles

All Types

Relishes

All Types



Vegetables

All Types

Meats

All Types



Fruits and Tomatoes

All Types

Dried Products

Foods selected for drying should be fresh, firm, at peak of ripeness, and free from bruises. Pieces should be of uniform size and dryness, with no moisture showing when piece is broken. To be exhibited in medium weight, seal-top plastic bags (quart size). Must be labeled.

All types:

-Dried Fruit, Fruit Leather, Dried Meat (12) pieces

-Dried Vegetables, Dried Herbs (1/2) cup

Honey – 116

All Types



Division C -- Wearing Apparel

Division Rules:

- A. Garments will be judged on construction, suitability of pattern, fabric, etc.
- B. Garments may have been used before being exhibited, but if so, must be carefully laundered and pressed.

Listed below are examples:

Wearing Apparel

Men's
Lady's
Child's
Other

**Decorate Your Duds**

Decorative arts include embroidery, appliqué, macramé, painting, etc.

All Types

Division D -- Needlework

Division Rules:

- A. Items should be neatly folded for display.
- B. Other—means something NOT otherwise listed.
- C. All pictures and wall hangings must be mounted and have a wire or secure hook for hanging or they will not be accepted.

Listed below are examples:

Rugs All Types

Quilts Judged on a design or method of construction.
Judged on a quilting design and quilting stitches only.

Quilted Article
All Types

Afghans
All Types

Crocheted Items
All Types

Knitted Items
All Types

Tatted Items
All Types

Tea Towel
All Types

Pillow Case
All Types

Pillow
All Types

Latch hook
All Types

Potholder
All Types

Placemat
All Types

Needlepoint
All Types

Counted Cross Stitch
All Types

Stuffed Toys
All Types

Doll Clothes - Non-Constructed
All Types


Embroidery
All Types

Crewel Embroidery
All Types

Stitch & Stuff
All Types

Weaving –
All Types

Miscellaneous
All Types



Division E – Horticulture

Division Rules:

- A. Vegetables should be washed.
- B. Entries must be on paper plates or aluminum-covered cardboard.
- C. See extension pamphlet on “Exhibiting Fruits & Vegetables”
- D. All entries must be grown by the exhibitor this year.

Listed below are examples:


Vegetables -

Collective Garden Exhibit—five different fresh vegetables. Only one variety of a specific vegetable may be exhibited. Any combination of small, medium, or large vegetables may be included in the entry. Quality and condition of the vegetables will be considered. The numbers of the five vegetables to be exhibited are as follows:

Large Vegetables—one each: watermelon, squash, pumpkin, eggplant, cabbage, and cantaloupe

Medium Vegetables—five each: cucumbers, tomatoes, carrots, beets, onions, peppers, parsnips, okra, Irish potatoes and sweet potatoes.

Small fresh vegetables- such as green beans are used as one of the five different vegetables; a dozen is suggested for a good display. Shelled vegetables should not be exhibited.



Division E – Horticulture continued

Vegetables-

- Tomatoes, standard garden variety (plate of 5), display bottoms up
- Tomatoes, cherry, grape or plum (plate of 5)
- Potatoes, all types (plate of 5)
- Carrots (plate of 5)
- Peppers (plate of 5)
- Cucumbers (plate of 5)
- Onions (plate of 5)
- Beans (plate of 12)
- Squash (one)
- Pumpkin (one)
- Cabbage (one)
- Eggplant (one)
- Beets (plate of 5)
- Sweet corn with husks (plate of 5)
- Okra (plate of 5)
- Fresh Culinary Herbs, 6 stems of ONE VARIETY (not dried)
- Other



Fruits



- Watermelon (one)
- Cantaloupe (one)
- Other
- Apples, Apricots, Peaches, Plums, Pears (plate of 5)
- Grapes (3 bunches)

Division EE- Biggest, Tallest, Oddly Grown Contest

1. "The Biggest, Tallest, Oddly Grown Contest" has no age divisions.
2. Prizes will be given to the following categories.
3. \$10 cash prize to each category winner.
4. You are not limited to the number of categories you enter in. (ex. You can enter one tomato, one pumpkin, and one cabbage)

The Categories are:

- Biggest Tomato
- Biggest Potato
- Biggest Pepper
- Biggest Cucumber
- Biggest Onion
- Biggest Watermelon
- Biggest Pumpkin
- Biggest Cantaloupe
- Biggest Squash
- Biggest Cabbage
- Biggest Eggplant
- Biggest Sunflower Head
- Tallest Sunflower
- Tallest Corn Stalk
- Oddly Grown



Division F– Crops

Division Rules:

- A. All entries must be grown by the exhibitor this year.
- B. Each entry must be labeled with the variety of crop.
- C. The wheat exhibit shall be a one-gallon sample in a clear glass jar with a screw-on lid.

Listed below are examples:

Oats, Wheat -

One-gallon Jar

Alfalfa, Native Grass Hay, Cool Season Grass Hay-

One flake should about 6” in thickness and tied in two directions



Division G – Arts & Crafts

Division Rules:

- A. All entries must be original works of the exhibitor.
- B. **Framed pictures need to be ready to be displayed. Must have hangers attached properly.**
- C. **Any article that was previously judged or exhibited at any Ellsworth County Open Class Fair or 4-H Fair may not be exhibited again.**
- D. Optional: a brief description of how you created this exhibit to help with the judging process

Listed below are examples:

- Metal
- Plastic Canvas
- Stone
- Pastels
- Acrylics
- Oil Portrait
- Water colors
- Colored Chalk
- Charcoal (mounted)
- Pencil portrait (mounted)
- Candles
- Beads (strung)
- Macramé
- String Art
- Stained glass
- China Painting
- Models
- 1 bar homemade soap
- Colored Pencil
- Jewelry
- Pen & Ink
- Leather Craft
- Scrap Booking (3 representative pages - no entire books)
- Gourds, Decorated
- 3-dimensional paper entries
- Flat paper entries
- Mixed Media (at least 2 different media used)
- Button entries
- Barn Quilt paintings (maximum size 2'x2')
- Coloring book entries (1 page)
- Stick Art (popsicle sticks, matches, pencils, etc)
- Crayon
- Painting & chalking
- Ceramics
- Paint by number
- Wall Hanging
- Paper Maché item
- Decoupage
- Other




Division H - Woodworking

Division Rules:

- A. Articles are to be made by exhibitor.
- B. Exhibit area for each article is limited to ten square feet of floor space.

Listed below are examples:

- Picture frame
- Woodworking articles for home, farm or shop use
- Lawn and household furniture
- Games or Toys
- Repaired, Refinished or Re-upholstered Furniture
(include a before picture an explanation of refinishing)
- Caning
- Carving
- Other




Division I – Floriculture

Division Rules:

- A. Fresh flowers are to be used in all arrangements.
- B. Exhibitor will furnish all equipment and containers necessary to display their exhibit.

Listed below are examples:

- Garden flower centerpiece
- Miniature arrangement—5 inches or less
- Centerpiece using vegetables, flowers
- Holiday arrangement
- Live Wildflower arrangement



Potted Plants -

- Hanging Planter
- House plant
- Cactus

- Succulent
- Other

Specimens (Suitable Containers)

It is suggested to have foliage with the specimen. Submit a single stalk/stem.

- Aster
- Balsam
- Cosmos
- Dahlia
- Daisy
- Dianthus
- Gaillardia
- Gladiolus
- Marigolds
- Petunia

- Rose
- Salvia
- Snapdragons
- Sunflowers
- Verbena
- Wildflower
- Zinnia
- Hibiscus
- Other

Specimens (collection of five different kinds)

All collections

Dried Flowers

- Fall bouquet using grasses, wheat, or dried, local plant materials in their natural colors in a suitable container
- Arrangement of dried wildflowers
- Arrangement of artificial flowers
- Flowered Swag (dried or artificial)
- Wreath of dried or artificial flowers
- Other

Division J - Photography

Division Rules:

- A. Photographs must be at least 4 x 6 inches BUT NO LARGER THAN 8 x 10 inches. They must be mounted or matted so they don't curl when hung. Maximum size of the mat or mounting board for individual photos is 11 x 12.5". Mats for the group of five 4" x 6" photos may exceed the above maximum size.
- B. Framed photographs are not accepted.
- C. Group series photos must be matted together on a single mat.
- D. The same photo may not be entered in more than once. (i.e. one in color one in black and white.)
- G. Multi-photo photo books cannot be accepted.

Listed below are examples:

- Black and white photograph
- Color photographs
- Group of 5 related series of pictures
- Picture, special effects
- Conservation Photo-See special rules on the following page
Must be 18 years and younger to be eligible



Ellsworth County Farm Bureau Board Photo Contest

The Ellsworth County Farm Bureau Board will sponsor the “Best Agriculture in Kansas Photo Contest” in both the senior and junior divisions at the Ellsworth County Open Class Fair. One winner will be selected from both divisions and each winner will receive a \$50.00 cash prize. Winning photographs will be used for publishing for the Ellsworth County Farm Bureau Board.

To participate, the photo must comply with the rules in the Ellsworth County Open Class Fair book. Additionally, the photo’s subject matter must be agriculture related within the state of Kansas.

The winning photographs must complete a photo release form immediately after the fair.

**Local Conservation Photo Contest
in conjunction with the Ellsworth County Fair
OPEN CLASS YOUTH Photography Class.**

The Ellsworth County Conservation District will sponsor the *Best Conservation Photo; Junior Division (Open Class)* and provide a \$50.00 cash prize for the award at the Ellsworth County Fair. The winning photo will also be entered into Kansas Association of Conservation District (KACD) State Contest with possibility for additional cash prize at KACD Contest.

To participate in the Ellsworth County Conservation Districts Conservation Photo Contest entries must follow all rules as printed in the Ellsworth County Fair book that pertain to youth open class photography.

Subject matter must be CONSERVATION PRACTICES (cover crops, waterways, terraces, pollinators, pest management, wildlife habitat, water quality & soil health) within Ellsworth County.

The winning photograph must be surrendered to the Ellsworth County Conservation District immediately after the fair for submission to the KACD contest. The photographer and a parent will be required to sign a release form for KACD.

- Photos must have been taken between August 1 of the previous year and July 1 of current year.
- Minor digital enhancements for cropping, red eye removal, filters and corrective functions are permitted; but images that have been altered in any significant manner will be disqualified.
- Previously published photos may not be entered.
- Upon surrendering winning photo to the Ellsworth County Conservation District, the photographer must also provide a typed brief description of photo; date and location photo was taken; entrants name, age, address; and the words ELLSWORTH COUNTY and slide this paper into the plastic sleeve with the photo. PHOTO RELEASE FORM (below) must be completed and placed in the plastic sleeve with each photo as well.
- The Conservation District Office is located in the USDA Service Center at 402 W 15th St, Ellsworth.

Division K -- Ag/Industrial Technology

1. Projects dealing with shop & farm mechanics or technology may be entered.
2. Project Considerations:
 - A. Creativity - novelty & originality
 - B. Significance - cultural importance of the design
 - C. Complexity - significance & technical sophistication
 - D. Feasibility - degree of being easily or conveniently done
3. Projects shall be judged on the basis of:
 - A. Construction & workmanship
 - B. Materials & finish
 - C. Practical value and use (functionality)
4. Do not exceed 20 feet in length

Mechanics

Special Rules

All items must be rebuilt or refurbished by the entering individual.

No company auto body or welding work done by corporation will be accepted.

Metal fabrication

Welding, wrought iron, metal machining, sheet metal, metal casting, forging, etc.

Small engines

Special Rules:

2 or 4 cylinder engines are acceptable.

Items cannot exceed the size of a 4-wheeler (NO car, truck, or larger engines)

Electrical

Special Rules:

Items may not exceed a 3-foot by 3-foot display area.

Small Shop Projects

Special Rules:

Items cannot exceed \$250 in building costs



Large Shop Projects

Special Rules:

Includes items \$251 and above in building costs. Example: a trailer

Items cannot exceed 20 feet in length.

Division L- Project Oops (Flops)

1. Bring in your biggest oops (flop)
2. Provide a description of why it is a flop.
3. \$10 cash prize for the biggest oops (flop)
4. Judging to be determined by the co-chairs!

Examples:

- Angel Food Cake falling out of the pan while cooling
- Missed stitch in needlework
- Only 4 vegetables the same size, then one misfit
- Spilled water on painting
- Sibling colored on your drawing
- Scratched woodworking
- Sprayed adhesive on your photo
- Welded upside down



Tag-Along Livestock

Division Rules:

- A. Exhibitors ages 5 & 6 as of January 1 of the current year are allowed to participate.
- B. Exhibitors may use an animal in his/her possession or may use another animal that is to be exhibited in the 4-H Division of the same class, i.e. bucket calf, swine, sheep, goats, and horse.
- C. One entry per specie allowed.
- D. Classes are showmanship only.
- E. Classes are non-competitive.
- F. **Participants must pre-enter in this division.** Pre-entry forms are available at the Extension Office and must be returned no later than July 1.
- G. Exhibitors in this division planning to show an animal pre-entered in the 4-H Division **must obtain written permission from the owner to be eligible for pre-entry.**
- H. **All animals that will be exhibited in this division (whether in possession of or exhibiting a pre-entered 4-H exhibit of the same class) must be identified and pre-entered in the Tag-Along livestock division. No late entries will be allowed to show.**
- I. Any animal deemed “wild” will not be allowed to show.
- J. Stall space at the barn will be assigned by the Tag-Along Livestock committee.
- K. All sick animals will be barred from the Fair. No health requirements other than those listed under each species, except in the event of a sudden disease outbreak in the county.
- L. Animals must be in stalls or pens between 9:00 a.m. and 9:00 p.m., except when showing, washing, or feeding.

Bucket Calf –1

Special Rules:

- 1. Calves must be born between January 1 and May 1 of the current year.
- 2. Calves must have been weaned prior to July 15 of the current year.
- 3. Each calf must be broke to lead.
- 4. Calves must stay at the Fair until all exhibits are released.
- 5. Calves should be properly groomed.

Class 1 - Bucket Calf

Tag-Along Livestock continued

Goat – 2

Special Rules:

1. Artificial coloring, paint, adhesive, or powder will not be permitted for use on goats during the entire show.
2. Communicable Disease/Club Lamb Fungus – All goats will be visually inspected by a veterinarian for sore mouth, infectious skin lesions (ringworm) and general health. This will be done as you check in your goat. All blankets must be completely removed from all goats at check-in. Any goat found to be infected with active fungal lesions, or other health problems, must be removed from the premises. Any goat may be required to undergo a second health inspection at the Superintendent's request.
3. Bracing: Goats cannot be braced and must be shown with all four feet on the ground. Animals must be shown with a chain or collar used only to control the animal. Exhibitors may use collars, collars with a short lead or halters when showing. No extreme collars (spike/training) will be allowed. Exhibitors can only briefly touch their animal with their body and cannot use the chain/collar to make their animal tense their muscles.
4. Teeth: All wethers must have baby teeth in place with no visible signs of permanent teeth. The decision of the mouter is final.
5. Shearing: All wethers must be "slick shorn" with an equal amount of hair above the knee and hock before arrival on the grounds. A maximum of 0.4 (four tenths) inch of hair is permitted. Hair on the tail switch is permitted.
6. Horns: Wethers are suggested to be dehorned. However, if horns are left, they should be tipped and rounded.

Class 2 - Goat

Swine –3

Special Rules:

1. All swine must be free of parasites.
2. Sick hogs will be barred from the show.

Class 3 - Hog

Tag-Along Livestock continued

Horse – 4

Special Rules:

1. Horses will be brought in only for the day of judging, with the 4-H horse show.
2. The horse's name must be listed on the pre-entry form.

Class 4A - Walk-Trot Showmanship

Class 4B - Walk-Trot Horsemanship

Sheep – 5

Special Rules:

1. No artificial coloring will be allowed on the lamb except on the hooves.
2. Market lambs must have been slick shorn prior to check-in with equal length of wool over the entire body.
3. Animals must be checked for club-lamb fungus at check-in, before being allowed in the barn.
4. Any intact male or female sheep must have scrapies tag present before they may be exhibited at the Fair.

Class 5 - Sheep

Rabbits –6

Follow 4-H Rabbits rules

Class 6 - Rabbits

Poultry-7

Follow 4-H Poultry rules

Class 7 - Poultry

