

YOUTH ^{FOR} _{THE} QUALITY CARE OF ANIMALS

Food Safety - Animal Well Being - Character

Getting Your YQCA Web-Based Certification

CREATING AN ACCOUNT

Creating An Account

Go to <https://yqcalearngrow.io>
4-H Online Sign In

If you have an Active account in 4-H Online, select to Sign in with 4HOnline.

Will be prompted so select a state, then enter the Login information for your 4-H Online account.


After successfully logging in, you will be given a list of Active family members. Select a family member and start the account creation process.

FFA & Independent Sign In

For FFA members and those who do not have an active 4-H Online account

YQCA certification is now open! When you log in, there will be a Help button in the bottom right of the screen to notify us of any issues - Thank You!

4-H Online Sign In



or

Sign in with 4HOnline

4HOnline login only available for Families

FFA & Independent Sign In

Username

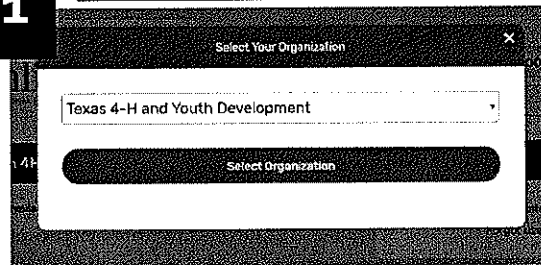
Password

Sign In

Create a new account
Forgot username or password?

Creating An Account - 4-H Online

1 Select a 4-H Organization




Select Your Organization

Texas 4-H and Youth Development

Select Organization

2 Login with 4-H Credentials



4-H CONNECT

Login

Forgot your password?

Email demo@gmail.com

Password *****

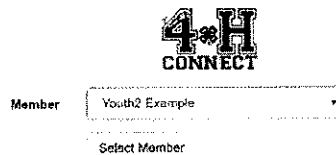
Role 4-H Family

Sign in

Select a Family Member

Member's status must be active. If you're not sure of the member's status, log in to 4-H Online to view the status on the member screen. To check the progress of member activation in 4-H Online, contact your county 4-H office.

3



4-H CONNECT

Member Youth2 Example

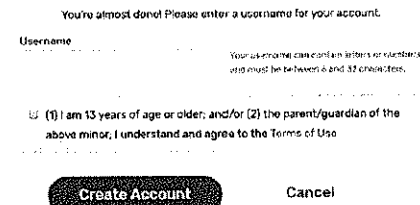
Select Member

Enter a Username

After creating your account, you can still log in with your 4-H Online credentials. The username will be used if you decide to disconnect your account from 4-H Online.

4

Complete Your Account



You're almost done! Please enter a username for your account.

Username

(1) I am 13 years of age or older; and/or (2) the parent/guardian of the above minor, I understand and agree to the Terms of Use

Create Account Cancel

NAVIGATING THE ACCOUNT

Navigating The Account

Home screen for member

To start a course, click one of the course listed

- Be sure the select Web-Based Training
- Read the description of the course carefully to make sure the individual associated with the account meets the requirements

Course List

Completed [View All](#)

Course	Age	Level	Web-Based Training	Instructor-Led Training
Course	Age 08	Junior	\$12.00	\$3.00
Course	Age 09	Junior	\$12.00	\$3.00
Course	Age 10	Junior	\$17.00	\$3.00
Course	Age 11	Junior	\$12.00	\$3.00
Course	Age 12	Intermediate		
Course	Age 13	Intermediate		

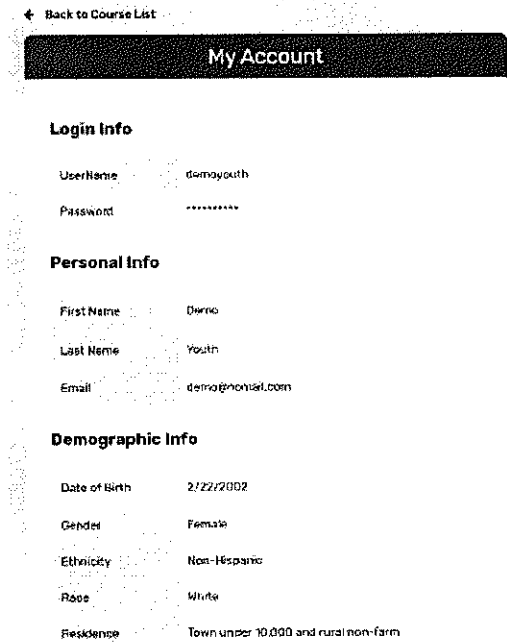
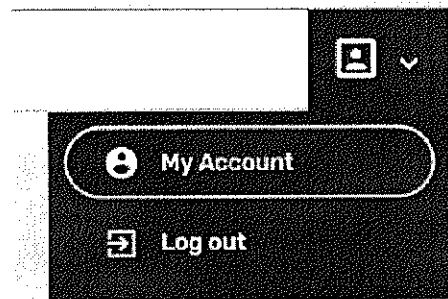
Navigating The Account - Menu

Account Menu

- Upper right of every screen after logging in

My Account Screen

- Shows individual's information
- If account is not linked to 4-H Online, password can be changed here



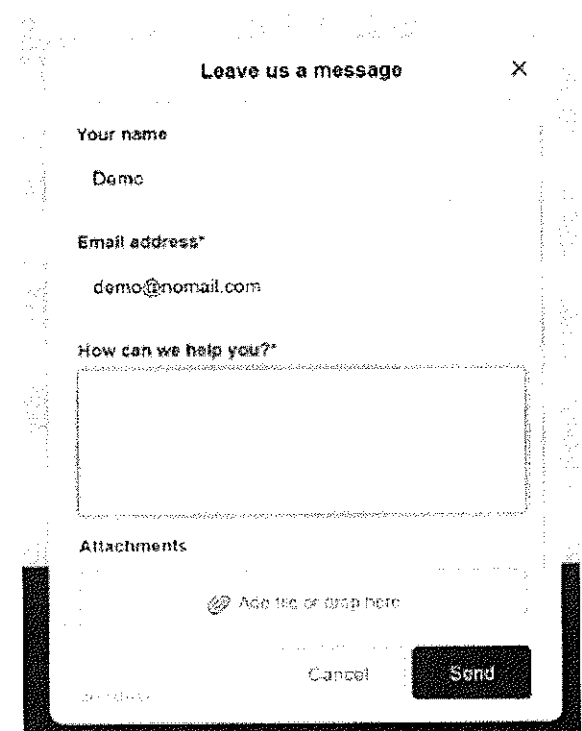
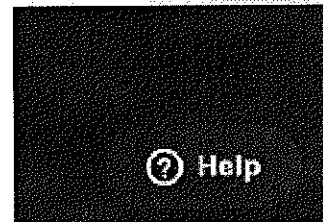
Navigating The Account - Help

Help

- Lower right of every screen after logging in

Getting Help

- After clicking 'Help', user will be presented with a screen to send a message



Leave us a message X

Your name
Demo

Email address*
demo@nomail.com

How can we help you?

Attachments
Add file or drop here

Cancel Send

PURCHASING A COURSE

Purchasing A Course

1. Select a course
2. Purchase the course
3. Pay for the course

1 Course List

Course
Age 08: Junior

To qualify for this course, you must have turned 8 in the previous calendar year.

Web-Based Training	\$12.00
Instructor-Led Training	\$3.00

2 Course List

Web-Based Training

Course
Age 11: Junior **\$12.00**

To qualify for this course, you must have turned 11 in the previous calendar year.

Purchase Course

Instructor-Led Training

Course
Age 11: Junior **\$3.00**

To qualify for this course, you must have turned 11 in the previous calendar year.

State

Training

Select a state first...

Purchase Course

3 Back To Course

Select payment method

Course	Age 08: Junior
Amount	\$12.00
Type	Web-Based Training

Apply a gift card if you have one

Gift Card **Apply**

Select from one of your existing credit cards or add a new one.

Add Credit Card

Your Saved Credit Cards

Add Credit Card

Cardholder Name

Card Number

Expiration Date **Jan** **2017**

Validation (CVV)

Add Credit Card **Cancel**

Purchasing A Course

- 4. Finalizing payment
- 5. Viewing the receipt

4 [Back To Course](#)

Select payment method

Course Age 09: Junior
Amount \$12.00
Type Web-Based Training

Apply a coupon code if you have one

Coupon Code

Select from one of your existing credit cards or add a new one.

[Add Credit Card](#)

Your Saved Credit Cards

VISA Demo Parent 4300-XXXX-XXXX-4444

[Purchase Course](#) [Course Registration](#)

5

Age 08: Junior
To qualify for this course, you must have turned 8 in the previous calendar year.

Course Registration Status

Registered

Invoice

Invoice Number	2	Invoice Amount	\$12.00
Invoice Status	Paid	Amount Paid	\$12.00
		Invoice Balance	\$0.00

COMPLETING CERTIFICATION

Completing A Course

Must pass 3 quizzes to get certified

- Animal Well-Being
- Food Safety
- Life Skills

Select a Knowledge Builder and Skills to gain knowledge and test your skill

- Status will show throughout to track progress

Back to Course

- Will return user to menu page to select another Knowledge Builder, Skills Lab or Quiz

The screenshot shows a course completion page for 'Age 08: Young Adult'. At the top, a dark header contains the word 'Course'. Below it, the course title 'Age 08: Young Adult' is displayed, followed by a requirement: 'To qualify for this course, you must have turned 8 in the previous calendar year.' The main content area is divided into two sections: 'Animal Well Being' and 'Food Safety'. Each section lists three items: 'Knowledge Builder', 'Skills Lab', and 'Quiz Required'. The 'Knowledge Builder' item in the 'Animal Well Being' section is highlighted with a red box. To the right of the course items, there are three status indicators: 'Viewed' with an empty circle icon, 'Completed' with a checkmark icon, and 'In Progress' with a clock icon. At the bottom of the page, there is a 'Back To Course' button and a 'Lesson Details - Knowledge Builder' section with a 'Viewed' indicator.

Printing A Certificate

Return to course menu screen to print certificate after all quizzes have been passed

Can download as a PDF to save locally and/or send electronically

Course

Age 08: Junior **Status: Completed** [View Registration Details](#)

To qualify for this course, you must have turned 8 in the previous calendar year.

[Print Certificate](#)

